

**Barrington Public Library District**  
**Statement of Activities and Changes in Fund Balances**  
For the Period Ended March 31, 2023

	Month Actual	Y-T-D Actual	Annual Budget	% of Annual Budget
<b>Revenue</b>				
Property Tax	\$1,439,442.49	\$5,070,202.61	\$8,064,657.23	62.87%
Other Taxes	\$11,869.37	\$107,296.90	\$138,685.00	77.37%
Impact Fees	\$0.00	\$470.88	\$1,000.00	47.09%
Operating Revenue	\$2,480.26	\$19,108.41	\$21,500.00	88.88%
Grants	\$0.00	\$66,906.00	\$65,132.00	102.72%
Donations	\$0.00	\$141.25	\$1,250.00	11.30%
Rental Income	\$100.00	\$900.00	\$1,200.00	75.00%
Interest Income & Unrealized Gain (Loss)	\$48,285.13	\$224,618.26	\$31,000.00	724.58%
Miscellaneous Income	\$181.87	\$4,977.56	\$2,400.00	207.40%
<b>Total Revenue</b>	<b>\$1,502,359.12</b>	<b>\$5,494,621.87</b>	<b>\$8,326,824.23</b>	<b>65.99%</b>
<b>Expenditures</b>				
Salaries	\$258,338.67	\$2,482,062.89	\$3,691,924.00	67.23%
Benefits	\$70,726.35	\$705,881.85	\$1,067,242.00	66.14%
Staff Development & Training	\$1,961.60	\$22,418.38	\$87,748.00	25.55%
Library Materials	\$61,070.47	\$574,122.88	\$877,732.00	65.41%
Electronic Information	\$29,095.57	\$120,798.71	\$172,350.00	70.09%
Library Programs	\$5,701.14	\$47,555.63	\$88,500.00	53.74%
District Admin & Operating Expense	\$11,322.52	\$148,024.47	\$203,685.00	72.67%
Facility Operating Expense	\$67,917.75	\$436,818.65	\$672,674.00	64.94%
Capital Assets	\$58,942.87	\$524,827.60	\$932,859.00	56.26%
Furniture, Fixtures & Equipment	\$520.00	\$2,770.09	\$14,700.00	18.84%
Technology Hardware & Software	\$114,258.10	\$360,135.77	\$682,239.00	52.79%
Professional Services	\$10,652.80	\$84,191.79	\$160,985.00	52.30%
Trustee Expenses	\$0.00	\$1,348.97	\$3,000.00	44.97%
<b>Total Expenditures</b>	<b>\$690,507.84</b>	<b>\$5,510,957.68</b>	<b>\$8,655,638.00</b>	<b>63.67%</b>
<b>BEGINNING FUND BALANCE</b>	<b>\$10,882,177.39</b>	<b>\$11,710,364.48</b>		
<b>NET SURPLUS/(DEFICIT)</b>	<b>\$811,851.28</b>	<b>(\$16,335.81)</b>		
<b>ENDING FUND BALANCE</b>	<b>\$11,694,028.67</b>	<b>\$11,694,028.67</b>		

# Barrington Public Library District

## Treasurer's Report

As of March 31, 2023

	Working			Special			Donations/		Total
	General	Cash	I M R F	FICA	Reserve	Building	Insurance	Grants	
<b>Assets</b>									
Operational Checking-Barrington Bank	\$516,419.37	\$0.00	\$0.00	\$0.00	\$0.00	\$0.00	\$0.00	\$0.00	\$516,419.37
Payroll Checking-Barrington Bank	\$11,268.82	\$0.00	\$0.00	\$0.00	\$0.00	\$0.00	\$0.00	\$0.00	\$11,268.82
Merchant Account-Barrington Bank	\$28,621.97	\$0.00	\$0.00	\$0.00	\$0.00	\$0.00	\$0.00	\$0.00	\$28,621.97
Petty Cash - Administration	\$200.00	\$0.00	\$0.00	\$0.00	\$0.00	\$0.00	\$0.00	\$0.00	\$200.00
Petty Cash - Circulation	\$600.00	\$0.00	\$0.00	\$0.00	\$0.00	\$0.00	\$0.00	\$0.00	\$600.00
Sawyer Falduto	\$1,559,883.17	\$0.00	\$0.00	\$0.00	\$0.00	\$0.00	\$0.00	\$0.00	\$1,559,883.17
Barrington Bank - MAX safe Saving	\$9,579,051.48	\$0.00	\$0.00	\$0.00	\$0.00	\$0.00	\$0.00	\$0.00	\$9,579,051.48
Due To/From Other Funds	(\$4,520,983.96)	\$0.00	\$0.00	\$0.00	\$0.00	\$0.00	\$0.00	\$0.00	(\$4,520,983.96)
Due To/From Other Funds	\$0.00	\$541,237.28	\$0.00	\$0.00	\$0.00	\$0.00	\$0.00	\$0.00	\$541,237.28
Due To/From Other Funds	\$0.00	\$0.00	\$113,967.69	\$0.00	\$0.00	\$0.00	\$0.00	\$0.00	\$113,967.69
Due To/From Other Funds	\$0.00	\$0.00	\$0.00	\$131,781.67	\$0.00	\$0.00	\$0.00	\$0.00	\$131,781.67
Due To/From Other Funds	\$0.00	\$0.00	\$0.00	\$0.00	\$3,184,602.53	\$0.00	\$0.00	\$0.00	\$3,184,602.53
Due To/From Other Funds	\$0.00	\$0.00	\$0.00	\$0.00	\$0.00	\$0.00	\$82,596.84	\$0.00	\$82,596.84
Due To/From Other Funds	\$0.00	\$0.00	\$0.00	\$0.00	\$0.00	\$146,426.50	\$0.00	\$0.00	\$146,426.50
Due To/From Other Funds	\$0.00	\$0.00	\$0.00	\$0.00	\$0.00	\$0.00	\$0.00	\$320,371.45	\$320,371.45
<b>Total Assets</b>	<b>\$7,175,060.85</b>	<b>\$541,237.28</b>	<b>\$113,967.69</b>	<b>\$131,781.67</b>	<b>\$3,184,602.53</b>	<b>\$146,426.50</b>	<b>\$82,596.84</b>	<b>\$320,371.45</b>	<b>\$11,696,044.81</b>
<b>Liabilities and Fund Balance</b>									
<b>Liabilities</b>									
Accounts Payable	(\$566.99)	\$0.00	\$0.00	\$0.00	\$0.00	\$0.00	\$0.00	\$0.00	(\$566.99)
IMRF Withheld	\$26.13	\$0.00	\$0.00	\$0.00	\$0.00	\$0.00	\$0.00	\$0.00	\$26.13
ICMA Withheld	\$552.00	\$0.00	\$0.00	\$0.00	\$0.00	\$0.00	\$0.00	\$0.00	\$552.00
Nationwide Retirement Withheld	\$2,005.00	\$0.00	\$0.00	\$0.00	\$0.00	\$0.00	\$0.00	\$0.00	\$2,005.00
<b>Total Liabilities</b>	<b>\$2,016.14</b>	<b>\$0.00</b>	<b>\$0.00</b>	<b>\$0.00</b>	<b>\$0.00</b>	<b>\$0.00</b>	<b>\$0.00</b>	<b>\$0.00</b>	<b>\$2,016.14</b>
<b>Fund Balance</b>									
Fund Balance	\$7,173,044.71	\$0.00	\$0.00	\$0.00	\$0.00	\$0.00	\$0.00	\$0.00	\$7,173,044.71
Fund Balance	\$0.00	\$541,237.28	\$0.00	\$0.00	\$0.00	\$0.00	\$0.00	\$0.00	\$541,237.28
Fund Balance	\$0.00	\$0.00	\$113,967.69	\$0.00	\$0.00	\$0.00	\$0.00	\$0.00	\$113,967.69
Fund Balance	\$0.00	\$0.00	\$0.00	\$131,781.67	\$0.00	\$0.00	\$0.00	\$0.00	\$131,781.67
Fund Balance	\$0.00	\$0.00	\$0.00	\$0.00	\$3,184,602.53	\$0.00	\$0.00	\$0.00	\$3,184,602.53
Fund Balance	\$0.00	\$0.00	\$0.00	\$0.00	\$0.00	\$0.00	\$82,596.84	\$0.00	\$82,596.84
Fund Balance	\$0.00	\$0.00	\$0.00	\$0.00	\$0.00	\$146,426.50	\$0.00	\$0.00	\$146,426.50
Fund Balance	\$0.00	\$0.00	\$0.00	\$0.00	\$0.00	\$0.00	\$0.00	\$320,371.45	\$320,371.45
<b>Total Fund Balance</b>	<b>\$7,173,044.71</b>	<b>\$541,237.28</b>	<b>\$113,967.69</b>	<b>\$131,781.67</b>	<b>\$3,184,602.53</b>	<b>\$146,426.50</b>	<b>\$82,596.84</b>	<b>\$320,371.45</b>	<b>\$11,694,028.67</b>
<b>Total Liabilities and Fund Balance</b>	<b>\$7,175,060.85</b>	<b>\$541,237.28</b>	<b>\$113,967.69</b>	<b>\$131,781.67</b>	<b>\$3,184,602.53</b>	<b>\$146,426.50</b>	<b>\$82,596.84</b>	<b>\$320,371.45</b>	<b>\$11,696,044.81</b>
<b>BEGINNING BALANCE WITH CURRENT YEAR ADJUSTMENTS</b>	<b>\$6,558,015.90</b>	<b>\$541,237.28</b>	<b>\$122,141.06</b>	<b>\$151,627.53</b>	<b>\$3,651,637.37</b>	<b>\$261,588.03</b>	<b>\$74,371.23</b>	<b>\$349,746.08</b>	<b>\$11,710,364.48</b>
<b>NET SURPLUS/(DEFICIT)</b>	<b>\$615,028.81</b>	<b>\$0.00</b>	<b>(\$8,173.37)</b>	<b>(\$19,845.86)</b>	<b>(\$467,034.84)</b>	<b>(\$115,161.53)</b>	<b>\$8,225.61</b>	<b>(\$29,374.63)</b>	<b>(\$16,335.81)</b>
<b>ENDING FUND BALANCE</b>	<b>\$7,173,044.71</b>	<b>\$541,237.28</b>	<b>\$113,967.69</b>	<b>\$131,781.67</b>	<b>\$3,184,602.53</b>	<b>\$146,426.50</b>	<b>\$82,596.84</b>	<b>\$320,371.45</b>	<b>\$11,694,028.67</b>

# Barrington Public Library District

## Asset Balance Analysis

For the Period Ended March 31, 2023

	<u>03/31/2023</u>	<u>03/31/2022</u>	<u>Change</u>
Operational Checking-Barrington Bank	\$516,419.37	\$596,796.58	(\$80,377.21)
Payroll Checking-Barrington Bank	\$11,268.82	\$11,328.82	(\$60.00)
Merchant Account-Barrington Bank	\$28,621.97	\$10,058.52	\$18,563.45
Petty Cash - Administration	\$200.00	\$200.00	\$0.00
Petty Cash - Circulation	\$600.00	\$600.00	\$0.00
Sawyer Falduto	\$1,559,883.17	\$1,614,772.12	(\$54,888.95)
Barrington Bank - MAX safe Saving	<u>\$9,579,051.48</u>	<u>\$9,806,218.61</u>	<u>(\$227,167.13)</u>
Total Fund Balances	<u>\$11,696,044.81</u>	<u>\$12,039,974.65</u>	<u>(\$343,929.84)</u>




Schwab One® Account of  
**BARRINGTON PUBLIC LIBRARY  
 DISTRICT**

Account Number  
**9383-4772**

Statement Period  
**March 1-31, 2023**

**Account Value as of 03/31/2023: \$ 1,559,883.17**

Change in Account Value	This Period	Year to Date	Account Value [in Thousands]
<b>Starting Value</b>	<b>\$ 1,548,024.79</b>	<b>\$ 1,539,335.26</b>	
Credits	1,811.58	5,390.80	
Debits	0.00	(479.75)	
Transfer of Securities (In/Out)	0.00	0.00	
Income Reinvested	(35.48)	(145.27)	
Change in Value of Investments	10,082.28	15,782.13	
<b>Ending Value on 03/31/2023</b>	<b>\$ 1,559,883.17</b>	<b>\$ 1,559,883.17</b>	
Accrued Income <sup>d</sup>	5,060.35		
<b>Ending Value with Accrued Income<sup>d</sup></b>	<b>\$ 1,564,943.52</b>		
<b>Total Change in Account Value</b>	<b>\$ 11,858.38</b>	<b>\$ 20,547.91</b>	
<b>Total Change with Accrued Income<sup>d</sup></b>	<b>\$ 16,918.73</b>		



Asset Composition	Market Value	% of Account Assets
Money Market Funds [Sweep]	\$ 23,742.47	2%
Fixed Income	1,536,140.70	98%
<b>Total Assets Long</b>	<b>\$ 1,559,883.17</b>	
<b>Total Account Value</b>	<b>\$ 1,559,883.17</b>	<b>100%</b>

Overview



- 2% MMFs [Sweep]
- 98% Fixed Income

**SAWYER FALDUTO**  
 ASSET MANAGEMENT LLC

Your Independent Investment Advisor is not affiliated with or an agent of Schwab and Schwab does not supervise or endorse your Advisor.

# Barrington Public Library District

## Revenues - All Funds

For the Period Ended March 31, 2023

Revenue	Month Actual Total Funds	Y-T-D Actual Total Funds	% Collected	Budgeted Receipts	Uncollected Receipts
<b>Property Tax</b>					
Tax Levy-Cook County	\$1,114,279.89	\$2,837,787.70	72.72%	\$3,902,382.52	(\$1,064,594.82)
Tax Levy-Lake County	\$407,675.33	\$2,015,979.32	54.55%	\$3,695,911.97	(\$1,679,932.65)
Tax Levy-McHenry County	\$0.00	\$214,451.96	46.38%	\$462,351.34	(\$247,899.38)
Tax Levy-Kane County	(\$82,512.73)	\$1,983.63	49.45%	\$4,011.40	(\$2,027.77)
<b>Total Property Tax</b>	<b>\$1,439,442.49</b>	<b>\$5,070,202.61</b>	<b>62.87%</b>	<b>\$8,064,657.23</b>	<b>(\$2,994,454.62)</b>
<b>Other Taxes</b>					
Personal Property Tax	\$11,869.37	\$107,296.90	77.37%	\$138,685.00	(\$31,388.10)
<b>Total Other Taxes</b>	<b>\$11,869.37</b>	<b>\$107,296.90</b>	<b>77.37%</b>	<b>\$138,685.00</b>	<b>(\$31,388.10)</b>
<b>Impact Fees</b>					
Impact Fees- North Barrington	\$0.00	\$470.88	0.00%	\$0.00	\$470.88
Impact Fees- Other	\$0.00	\$0.00	0.00%	\$1,000.00	(\$1,000.00)
<b>Total Impact Fees</b>	<b>\$0.00</b>	<b>\$470.88</b>	<b>47.09%</b>	<b>\$1,000.00</b>	<b>(\$529.12)</b>
<b>Operating Revenue</b>					
Fines & Fees	\$1,608.01	\$13,617.14	87.85%	\$15,500.00	(\$1,882.86)
Copies	\$872.25	\$5,491.27	91.52%	\$6,000.00	(\$508.73)
<b>Total Operating Revenue</b>	<b>\$2,480.26</b>	<b>\$19,108.41</b>	<b>88.88%</b>	<b>\$21,500.00</b>	<b>(\$2,391.59)</b>
<b>Grants</b>					
Per Capita Grant	\$0.00	\$66,906.00	102.72%	\$65,132.00	\$1,774.00
<b>Total Grants</b>	<b>\$0.00</b>	<b>\$66,906.00</b>	<b>102.72%</b>	<b>\$65,132.00</b>	<b>\$1,774.00</b>
<b>Donations</b>					
Donations- Other	\$0.00	\$141.25	11.30%	\$1,250.00	(\$1,108.75)
<b>Total Donations</b>	<b>\$0.00</b>	<b>\$141.25</b>	<b>11.30%</b>	<b>\$1,250.00</b>	<b>(\$1,108.75)</b>
<b>Rental Income</b>					
Rental- Verizon	\$100.00	\$900.00	75.00%	\$1,200.00	(\$300.00)
<b>Total Rental Income</b>	<b>\$100.00</b>	<b>\$900.00</b>	<b>75.00%</b>	<b>\$1,200.00</b>	<b>(\$300.00)</b>
<b>Interest Income &amp; Unrealized Gain</b>					
Interest Income	\$38,202.85	\$252,258.64	813.74%	\$31,000.00	\$221,258.64
Unrealized Gain (Loss) on investments	\$10,082.28	(\$27,640.38)	0.00%	\$0.00	(\$27,640.38)
<b>Total Interest Income &amp; Unrealized Gain</b>	<b>\$48,285.13</b>	<b>\$224,618.26</b>	<b>724.58%</b>	<b>\$31,000.00</b>	<b>\$193,618.26</b>
<b>Miscellaneous Income</b>					
Miscellaneous Income & Reimbursements	\$181.87	\$4,977.56	207.40%	\$2,400.00	\$2,577.56
<b>Total Miscellaneous Income</b>	<b>\$181.87</b>	<b>\$4,977.56</b>	<b>207.40%</b>	<b>\$2,400.00</b>	<b>\$2,577.56</b>
<b>Total Revenue</b>	<b>\$1,502,359.12</b>	<b>\$5,494,621.87</b>	<b>65.99%</b>	<b>\$8,326,824.23</b>	<b>(\$2,832,202.36)</b>

# Barrington Public Library District

## Expenditures-All Funds

For the Period Ended March 31, 2023

	<u>Actual Month</u>	<u>Actual Y-T-D</u>	<u>% of Annual Budget</u>	<u>Annual Budget</u>	<u>% of Appropriation</u>	<u>Appropriation</u>
<b>Expenditures</b>						
Salaries						
Salaries	\$258,338.67	\$2,482,062.89	67.23%	\$3,691,924.00	58.40%	\$4,250,000.00
<b>Total Salaries</b>	<b>\$258,338.67</b>	<b>\$2,482,062.89</b>	<b>67.23%</b>	<b>\$3,691,924.00</b>	<b>58.40%</b>	<b>\$4,250,000.00</b>
Benefits						
FICA employer	\$15,697.36	\$151,145.34	66.03%	\$228,899.00	36.05%	\$419,250.00
Medicare employer	\$3,671.15	\$35,348.52	66.03%	\$53,533.00	0.00%	\$0.00
Unemployment insurance	(\$841.28)	\$0.00	0.00%	\$0.00	0.00%	\$0.00
IMRF	\$17,911.73	\$219,067.42	70.51%	\$310,675.00	43.81%	\$500,000.00
Insurance-medical and life	\$34,287.39	\$300,320.57	63.34%	\$474,135.00	39.26%	\$765,000.00
<b>Total Benefits</b>	<b>\$70,726.35</b>	<b>\$705,881.85</b>	<b>66.14%</b>	<b>\$1,067,242.00</b>	<b>41.91%</b>	<b>\$1,684,250.00</b>
Staff Development & Training						
Hiring	\$110.95	\$455.62	15.19%	\$3,000.00	0.36%	\$125,000.00
Staff Development	(\$288.04)	\$14,275.74	20.37%	\$70,084.00	0.00%	\$0.00
Dues & Memberships	\$1,354.00	\$3,084.00	46.31%	\$6,659.00	0.00%	\$0.00
Staff Expenses	\$784.69	\$4,603.02	57.50%	\$8,005.00	0.00%	\$0.00
<b>Total Staff Development &amp; Train</b>	<b>\$1,961.60</b>	<b>\$22,418.38</b>	<b>25.55%</b>	<b>\$87,748.00</b>	<b>17.93%</b>	<b>\$125,000.00</b>
Library Materials						
Books	\$20,773.40	\$153,525.20	63.97%	\$240,000.00	0.00%	\$0.00
Books-Grab & Go	\$935.29	\$6,203.69	68.93%	\$9,000.00	0.00%	\$0.00
Periodicals	\$231.42	\$12,385.69	88.47%	\$14,000.00	0.00%	\$0.00
E-Periodicals	\$0.00	\$16,303.60	57.76%	\$28,226.00	0.00%	\$0.00
Circulating Equipment	\$39.25	\$1,970.82	39.42%	\$5,000.00	0.00%	\$0.00
Audio books-spoken	\$2,669.05	\$12,552.49	76.08%	\$16,500.00	0.00%	\$0.00
CDs	\$552.87	\$3,707.25	82.38%	\$4,500.00	0.00%	\$0.00
Digital Music	\$0.00	\$2,050.00	12.49%	\$16,417.00	0.00%	\$0.00
E-Books	\$17,968.72	\$161,806.70	66.04%	\$245,000.00	0.00%	\$0.00
DVDs	\$6,288.51	\$32,933.44	43.91%	\$75,000.00	0.00%	\$0.00
DVDs Grab & Go	\$1,598.34	\$5,565.35	61.84%	\$9,000.00	0.00%	\$0.00
E-DVDs	\$0.00	\$37,500.00	100.00%	\$37,500.00	0.00%	\$0.00
E-Audio Books	\$9,025.26	\$80,815.30	71.20%	\$113,500.00	0.00%	\$0.00
Refund for Materials lost & p	\$143.84	\$746.65	37.33%	\$2,000.00	0.05%	\$1,650,000.00
AV Video Games	\$376.36	\$8,274.11	63.16%	\$13,100.00	0.00%	\$0.00
Realia	\$0.00	\$455.15	30.34%	\$1,500.00	0.00%	\$0.00
Processing supplies	\$468.16	\$3,838.99	27.42%	\$14,000.00	0.00%	\$0.00
Online Computer Library Cen	\$0.00	\$33,488.45	100.00%	\$33,489.00	0.00%	\$0.00
<b>Total Library Materials</b>	<b>\$61,070.47</b>	<b>\$574,122.88</b>	<b>65.41%</b>	<b>\$877,732.00</b>	<b>34.80%</b>	<b>\$1,650,000.00</b>
Electronic Information						
Electronic information	\$29,095.57	\$120,798.71	70.09%	\$172,350.00	30.20%	\$400,000.00

# Barrington Public Library District

## Expenditures-All Funds

For the Period Ended March 31, 2023

	<b>Actual Month</b>	<b>Actual Y-T-D</b>	<b>% of Annual Budget</b>	<b>Annual Budget</b>	<b>% of Appropriation</b>	<b>Appropriation</b>
Total Electronic Information	\$29,095.57	\$120,798.71	70.09%	\$172,350.00	30.20%	\$400,000.00
Library Programs						
Pilot Programs	\$423.54	\$1,237.67	20.63%	\$6,000.00	0.62%	\$200,000.00
Library programs	\$5,277.60	\$46,317.96	56.14%	\$82,500.00	14.12%	\$328,000.00
Total Library Programs	\$5,701.14	\$47,555.63	53.74%	\$88,500.00	9.01%	\$528,000.00
District Admin & Operating Expense						
Departmental supplies	\$456.78	\$10,520.15	48.82%	\$21,550.00	5.26%	\$200,000.00
Office supplies	\$425.08	\$2,893.16	52.60%	\$5,500.00	0.00%	\$0.00
Postage	\$2,071.54	\$19,665.45	74.28%	\$26,475.00	0.00%	\$0.00
Promotional & display mater	\$5,633.49	\$20,330.54	77.75%	\$26,150.00	0.00%	\$0.00
Fees & Service Charges	\$2,713.35	\$28,497.17	72.34%	\$39,394.00	1,139.89%	\$2,500.00
Business Insurance	\$22.28	\$66,118.00	78.14%	\$84,616.00	44.08%	\$150,000.00
Total District Admin & Operating Expense	\$11,322.52	\$148,024.47	72.67%	\$203,685.00	41.99%	\$352,500.00
Facility Operating Expense						
Rental Spaces	\$0.00	\$840.00	100.00%	\$840.00	0.00%	\$0.00
Security	\$0.00	\$1,266.00	99.69%	\$1,270.00	0.25%	\$500,000.00
Utilities-electric	\$5,107.40	\$73,893.57	64.26%	\$115,000.00	0.00%	\$0.00
Utilities-gas	\$4,109.27	\$22,069.17	93.91%	\$23,500.00	0.00%	\$0.00
Utilities-water, sewer	\$590.08	\$5,912.14	59.12%	\$10,000.00	0.00%	\$0.00
Utilities-Garbage	\$358.30	\$3,162.36	68.75%	\$4,600.00	0.00%	\$0.00
Telephone	\$10,221.76	\$40,656.66	73.76%	\$55,120.00	0.00%	\$0.00
Building maintenance & repa	\$16,486.08	\$93,209.92	61.63%	\$151,230.00	21.68%	\$430,000.00
Bldg maintenance supplies	\$1,197.01	\$18,527.14	71.26%	\$26,000.00	0.00%	\$0.00
Repair Contingency	\$4,240.75	\$38,108.81	129.62%	\$29,400.00	0.00%	\$0.00
Equipment maintenance	\$8,988.03	\$64,095.07	51.39%	\$124,714.00	30.52%	\$210,000.00
Piano maintenance	\$175.00	\$525.00	65.63%	\$800.00	5.25%	\$10,000.00
Traffic light	\$3,087.42	\$6,174.84	104.66%	\$5,900.00	0.00%	\$0.00
Site maintenance	\$9,959.24	\$59,380.31	62.31%	\$95,300.00	30.45%	\$195,000.00
Site Contingency	\$3,000.00	\$3,060.00	15.30%	\$20,000.00	0.00%	\$0.00
Vehicle operation & mainten.	\$397.41	\$5,937.66	65.97%	\$9,000.00	0.00%	\$0.00
Total Facility Operating Expense	\$67,917.75	\$436,818.65	64.94%	\$672,674.00	32.48%	\$1,345,000.00
Capital Assets						
Capital Assets	\$160.00	\$2,565.00	62.48%	\$4,105.00	0.09%	\$2,943,138.00
Library Building & Grounds R	\$58,782.87	\$522,262.60	56.23%	\$928,754.00	10.80%	\$4,835,000.00
Total Capital Assets	\$58,942.87	\$524,827.60	56.26%	\$932,859.00	6.75%	\$7,778,138.00
Furniture, Fixtures & Equipment						
Furniture, Fixtures & Equipme	\$520.00	\$2,770.09	18.84%	\$14,700.00	0.55%	\$500,000.00
Total Furniture, Fixtures & Equip	\$520.00	\$2,770.09	18.84%	\$14,700.00	0.55%	\$500,000.00
Technology Hardware & Software						

# Barrington Public Library District

## Expenditures-All Funds

For the Period Ended March 31, 2023

	<b>Actual Month</b>	<b>Actual Y-T-D</b>	<b>% of Annual Budget</b>	<b>Annual Budget</b>	<b>% of Appropriation</b>	<b>Appropriation</b>
Technology Hardware	\$70,738.88	\$133,706.83	45.27%	\$295,381.00	13.37%	\$1,000,000.00
Technology Contingency	\$0.00	\$6,996.52	19.99%	\$35,000.00	0.00%	\$0.00
Software & Subscriptions	\$43,519.22	\$219,432.42	62.36%	\$351,858.00	0.00%	\$0.00
<b>Total Technology Hardware &amp; S</b>	<b>\$114,258.10</b>	<b>\$360,135.77</b>	<b>52.79%</b>	<b>\$682,239.00</b>	<b>36.01%</b>	<b>\$1,000,000.00</b>
<b>Professional Services</b>						
Legal fees	\$3,117.80	\$16,285.44	77.55%	\$21,000.00	4.07%	\$400,000.00
Legal expenses	\$0.00	\$237.60	95.04%	\$250.00	0.00%	\$0.00
Consultant fees	\$7,535.00	\$54,468.75	43.05%	\$126,535.00	155.63%	\$35,000.00
Audit expense	\$0.00	\$13,200.00	100.00%	\$13,200.00	0.00%	\$0.00
<b>Total Professional Services</b>	<b>\$10,652.80</b>	<b>\$84,191.79</b>	<b>52.30%</b>	<b>\$160,985.00</b>	<b>19.35%</b>	<b>\$435,000.00</b>
<b>Trustee Expenses</b>						
Trustee expense	\$0.00	\$1,348.97	44.97%	\$3,000.00	13.49%	\$10,000.00
<b>Total Trustee Expenses</b>	<b>\$0.00</b>	<b>\$1,348.97</b>	<b>44.97%</b>	<b>\$3,000.00</b>	<b>13.49%</b>	<b>\$10,000.00</b>
<b>Total Expenditures</b>	<b>\$690,507.84</b>	<b>\$5,510,957.68</b>	<b>63.67%</b>	<b>\$8,655,638.00</b>	<b>27.48%</b>	<b>\$20,057,888.00</b>



# Barrington Public Library District

## Expenditures-General Fund

For the Period Ended March 31, 2023

	<u>Actual Month</u>	<u>Actual Y-T-D</u>	<u>% of Annual Budget</u>	<u>Annual Budget</u>	<u>% of Appropriation</u>	<u>Appropriation</u>
<b>Expenditures</b>						
Salaries						
Salaries	\$258,338.67	\$2,482,062.89	67.23%	\$3,691,924.00	58.40%	\$4,250,000.00
Total Salaries	\$258,338.67	\$2,482,062.89	67.23%	\$3,691,924.00	58.40%	\$4,250,000.00
Benefits						
Insurance-medical and life	\$34,287.39	\$300,320.57	63.34%	\$474,135.00	39.26%	\$765,000.00
Total Benefits	\$34,287.39	\$300,320.57	63.34%	\$474,135.00	39.26%	\$765,000.00
Staff Development & Training						
Hiring	\$110.95	\$455.62	15.19%	\$3,000.00	0.36%	\$125,000.00
Staff Development	(\$288.04)	\$14,275.74	20.37%	\$70,084.00	0.00%	\$0.00
Dues & Memberships	\$1,354.00	\$3,084.00	46.31%	\$6,659.00	0.00%	\$0.00
Staff Expenses	\$784.69	\$4,498.02	56.19%	\$8,005.00	0.00%	\$0.00
Total Staff Development & Train	\$1,961.60	\$22,313.38	25.43%	\$87,748.00	17.85%	\$125,000.00
Library Materials						
Books	\$20,773.40	\$153,525.20	63.97%	\$240,000.00	0.00%	\$0.00
Books-Grab & Go	\$935.29	\$6,203.69	68.93%	\$9,000.00	0.00%	\$0.00
Periodicals	\$231.42	\$12,385.69	88.47%	\$14,000.00	0.00%	\$0.00
E-Periodicals	\$0.00	\$16,303.60	57.76%	\$28,226.00	0.00%	\$0.00
Circulating Equipment	\$39.25	\$1,970.82	39.42%	\$5,000.00	0.00%	\$0.00
Audio books-spoken	\$2,669.05	\$12,552.49	76.08%	\$16,500.00	0.00%	\$0.00
CDs	\$552.87	\$3,707.25	82.38%	\$4,500.00	0.00%	\$0.00
Digital Music	\$0.00	\$2,050.00	12.49%	\$16,417.00	0.00%	\$0.00
E-Books	\$17,968.72	\$161,806.70	66.04%	\$245,000.00	0.00%	\$0.00
DVDs	\$6,288.51	\$32,933.44	43.91%	\$75,000.00	0.00%	\$0.00
DVDs Grab & Go	\$1,598.34	\$5,565.35	61.84%	\$9,000.00	0.00%	\$0.00
E-DVDs	\$0.00	\$37,500.00	100.00%	\$37,500.00	0.00%	\$0.00
E-Audio Books	\$9,025.26	\$80,815.30	71.20%	\$113,500.00	0.00%	\$0.00
Refund for Materials lost & p	\$143.84	\$746.65	37.33%	\$2,000.00	0.05%	\$1,650,000.00
AV Video Games	\$376.36	\$8,274.11	63.16%	\$13,100.00	0.00%	\$0.00
Realia	\$0.00	\$455.15	30.34%	\$1,500.00	0.00%	\$0.00
Processing supplies	\$468.16	\$3,838.99	27.42%	\$14,000.00	0.00%	\$0.00
Online Computer Library Cen	\$0.00	\$33,488.45	100.00%	\$33,489.00	0.00%	\$0.00
Total Library Materials	\$61,070.47	\$574,122.88	65.41%	\$877,732.00	34.80%	\$1,650,000.00
Electronic Information						
Electronic information	\$29,095.57	\$120,798.71	70.09%	\$172,350.00	30.20%	\$400,000.00
Total Electronic Information	\$29,095.57	\$120,798.71	70.09%	\$172,350.00	30.20%	\$400,000.00
Library Programs						
Pilot Programs	\$423.54	\$1,237.67	20.63%	\$6,000.00	0.62%	\$200,000.00
Library programs	\$4,982.67	\$44,937.08	60.97%	\$73,700.00	0.00%	\$0.00

# Barrington Public Library District

## Expenditures-General Fund

For the Period Ended March 31, 2023

	<b>Actual Month</b>	<b>Actual Y-T-D</b>	<b>% of Annual Budget</b>	<b>Annual Budget</b>	<b>% of Appropriation</b>	<b>Appropriation</b>
Total Library Programs	\$5,406.21	\$46,174.75	57.94%	\$79,700.00	23.09%	\$200,000.00
<b>District Admin &amp; Operating Expense</b>						
Departmental supplies	\$456.78	\$10,520.15	48.82%	\$21,550.00	5.26%	\$200,000.00
Office supplies	\$425.08	\$2,893.16	52.60%	\$5,500.00	0.00%	\$0.00
Postage	\$2,071.54	\$19,665.45	74.28%	\$26,475.00	0.00%	\$0.00
Promotional & display mater	\$5,633.49	\$20,330.54	77.75%	\$26,150.00	0.00%	\$0.00
Fees & Service Charges	\$2,713.35	\$26,836.13	71.38%	\$37,594.00	0.00%	\$0.00
Total District Admin & Operating	\$11,300.24	\$80,245.43	68.43%	\$117,269.00	40.12%	\$200,000.00
<b>Facility Operating Expense</b>						
Security	\$0.00	\$1,266.00	99.69%	\$1,270.00	0.25%	\$500,000.00
Utilities-electric	\$5,107.40	\$73,893.57	64.26%	\$115,000.00	0.00%	\$0.00
Utilities-gas	\$0.00	\$17,959.90	76.43%	\$23,500.00	0.00%	\$0.00
Utilities-water, sewer	\$0.00	\$5,322.06	53.22%	\$10,000.00	0.00%	\$0.00
Utilities-Garbage	\$358.30	\$3,162.36	68.75%	\$4,600.00	0.00%	\$0.00
Telephone	\$10,221.76	\$40,656.66	73.76%	\$55,120.00	0.00%	\$0.00
Building maintenance & repa	(\$60.00)	\$0.00	0.00%	\$0.00	0.00%	\$0.00
Equipment maintenance	\$0.00	\$22,288.17	0.00%	\$0.00	0.00%	\$0.00
Piano maintenance	\$175.00	\$525.00	65.63%	\$800.00	5.25%	\$10,000.00
Total Facility Operating Expense	\$15,802.46	\$165,073.72	78.50%	\$210,290.00	32.37%	\$510,000.00
<b>Capital Assets</b>						
Capital Assets	\$0.00	\$0.00	0.00%	\$0.00	0.00%	\$2,758,138.00
Total Capital Assets	\$0.00	\$0.00	0.00%	\$0.00	0.00%	\$2,758,138.00
<b>Furniture, Fixtures &amp; Equipment</b>						
Furniture, Fixtures & Equipme	\$520.00	\$2,770.09	18.84%	\$14,700.00	0.55%	\$500,000.00
Total Furniture, Fixtures & Equip	\$520.00	\$2,770.09	18.84%	\$14,700.00	0.55%	\$500,000.00
<b>Technology Hardware &amp; Software</b>						
Technology Hardware	\$70,738.88	\$133,706.83	45.27%	\$295,381.00	13.37%	\$1,000,000.00
Technology Contingency	\$0.00	\$6,996.52	19.99%	\$35,000.00	0.00%	\$0.00
Software & Subscriptions	\$43,519.22	\$219,432.42	62.36%	\$351,858.00	0.00%	\$0.00
Total Technology Hardware & S	\$114,258.10	\$360,135.77	52.79%	\$682,239.00	36.01%	\$1,000,000.00
<b>Professional Services</b>						
Legal fees	\$3,117.80	\$16,285.44	77.55%	\$21,000.00	4.07%	\$400,000.00
Legal expenses	\$0.00	\$237.60	95.04%	\$250.00	0.00%	\$0.00
Consultant fees	\$7,535.00	\$54,468.75	56.42%	\$96,535.00	0.00%	\$0.00
Audit expense	\$0.00	\$13,200.00	100.00%	\$13,200.00	0.00%	\$0.00
Total Professional Services	\$10,652.80	\$84,191.79	64.28%	\$130,985.00	21.05%	\$400,000.00
<b>Trustee Expenses</b>						
Trustee expense	\$0.00	\$1,348.97	44.97%	\$3,000.00	13.49%	\$10,000.00

# Barrington Public Library District

## Expenditures-General Fund

For the Period Ended March 31, 2023

	<b>Actual Month</b>	<b>Actual Y-T-D</b>	<b>% of Annual Budget</b>	<b>Annual Budget</b>	<b>% of Appropriation</b>	<b>Appropriation</b>
Total Trustee Expenses	\$0.00	\$1,348.97	44.97%	\$3,000.00	13.49%	\$10,000.00
<b>Total Expenditures</b>	<b>\$542,693.51</b>	<b>\$4,239,558.95</b>	<b>64.80%</b>	<b>\$6,542,072.00</b>	<b>33.20%</b>	<b>\$12,768,138.00</b>

# Barrington Public Library District

## Expenditures-Other Funds

For the Period Ended March 31, 2023

Expenditures	Actual Month	Actual Y-T-D	% of Annual Budget	Annual Budget	% of Appropriation	Appropriation
<b>Benefits</b>						
FICA employer	\$15,697.36	\$151,145.34	66.03%	\$228,899.00	36.05%	\$419,250.00
Medicare employer	\$3,671.15	\$35,348.52	66.03%	\$53,533.00	0.00%	\$0.00
Unemployment insurance	(\$841.28)	\$0.00	0.00%	\$0.00	0.00%	\$0.00
IMRF	\$17,911.73	\$219,067.42	70.51%	\$310,675.00	43.81%	\$500,000.00
<b>Total Benefits</b>	<b>\$36,438.96</b>	<b>\$405,561.28</b>	<b>68.38%</b>	<b>\$593,107.00</b>	<b>44.12%</b>	<b>\$919,250.00</b>
<b>Staff Development &amp; Training</b>						
Staff Expenses	\$0.00	\$105.00	0.00%	\$0.00	0.00%	\$0.00
<b>Total Staff Development &amp; Training</b>	<b>\$0.00</b>	<b>\$105.00</b>	<b>0.00%</b>	<b>\$0.00</b>	<b>0.00%</b>	<b>\$0.00</b>
<b>Library Programs</b>						
Library programs	\$294.93	\$1,380.88	15.69%	\$8,800.00	0.42%	\$328,000.00
<b>Total Library Programs</b>	<b>\$294.93</b>	<b>\$1,380.88</b>	<b>15.69%</b>	<b>\$8,800.00</b>	<b>0.42%</b>	<b>\$328,000.00</b>
<b>District Admin &amp; Operating Expense</b>						
Fees & Service Charges	\$0.00	\$1,661.04	92.28%	\$1,800.00	66.44%	\$2,500.00
Business Insurance	\$22.28	\$66,118.00	78.14%	\$84,616.00	44.08%	\$150,000.00
<b>Total District Admin &amp; Operating Expense</b>	<b>\$22.28</b>	<b>\$67,779.04</b>	<b>78.43%</b>	<b>\$86,416.00</b>	<b>44.45%</b>	<b>\$152,500.00</b>
<b>Facility Operating Expense</b>						
Rental Spaces	\$0.00	\$840.00	100.00%	\$840.00	0.00%	\$0.00
Utilities-gas	\$4,109.27	\$4,109.27	0.00%	\$0.00	0.00%	\$0.00
Utilities-water, sewer	\$590.08	\$590.08	0.00%	\$0.00	0.00%	\$0.00
Building maintenance & repairs	\$16,546.08	\$93,209.92	61.63%	\$151,230.00	21.68%	\$430,000.00
Bldg maintenance supplies	\$1,197.01	\$18,527.14	71.26%	\$26,000.00	0.00%	\$0.00
Repair Contingency	\$4,240.75	\$38,108.81	129.62%	\$29,400.00	0.00%	\$0.00
Equipment maintenance	\$8,988.03	\$41,806.90	33.52%	\$124,714.00	19.91%	\$210,000.00
Traffic light	\$3,087.42	\$6,174.84	104.66%	\$5,900.00	0.00%	\$0.00
Site maintenance	\$9,959.24	\$59,380.31	62.31%	\$95,300.00	30.45%	\$195,000.00
Site Contingency	\$3,000.00	\$3,060.00	15.30%	\$20,000.00	0.00%	\$0.00
Vehicle operation & maintenance	\$397.41	\$5,937.66	65.97%	\$9,000.00	0.00%	\$0.00
<b>Total Facility Operating Expense</b>	<b>\$52,115.29</b>	<b>\$271,744.93</b>	<b>58.77%</b>	<b>\$462,384.00</b>	<b>32.54%</b>	<b>\$835,000.00</b>
<b>Capital Assets</b>						
Capital Assets	\$160.00	\$2,565.00	62.48%	\$4,105.00	1.39%	\$185,000.00
Library Building & Grounds Repairs	\$58,782.87	\$522,262.60	56.23%	\$928,754.00	10.80%	\$4,835,000.00
<b>Total Capital Assets</b>	<b>\$58,942.87</b>	<b>\$524,827.60</b>	<b>56.26%</b>	<b>\$932,859.00</b>	<b>10.45%</b>	<b>\$5,020,000.00</b>
<b>Professional Services</b>						
Consultant fees	\$0.00	\$0.00	0.00%	\$30,000.00	0.00%	\$35,000.00
<b>Total Professional Services</b>	<b>\$0.00</b>	<b>\$0.00</b>	<b>0.00%</b>	<b>\$30,000.00</b>	<b>0.00%</b>	<b>\$35,000.00</b>

**Barrington Public Library District**  
**Expenditures-Other Funds**

For the Period Ended March 31, 2023

	<u>Actual Month</u>	<u>Actual Y-T-D</u>	<u>% of Annual Budget</u>	<u>Annual Budget</u>	<u>% of Appropriation</u>	<u>Appropriation</u>
<b>Total Expenditures</b>	<b>\$147,814.33</b>	<b>\$1,271,398.73</b>	<b>60.15%</b>	<b>\$2,113,566.00</b>	<b>17.44%</b>	<b>\$7,289,750.00</b>

# Barrington Public Library District

## Account Distribution

### General Fund

Date	Trans.	Journal	Reference	Debit Amount	Credit Amount	Balance
<b>10-4000-00</b>						
<b>Account: 10-4000-00 (Salaries)</b>						
03/01/2023			<i>Account Beginning Balance</i>			\$23,468.31
03/10/2023	8947-13	Journal Entry	Payroll & Settlement of Taxes	\$3,213.10		
03/24/2023	8968-12	Journal Entry	Payroll & Settlement of Taxes	\$0.00		
				<u>\$3,213.10</u>	<u>\$0.00</u>	
03/31/2023			<i>Account Net Change</i>			\$3,213.10
03/31/2023			<i>Account Ending Balance</i>			<u>\$26,681.41</u>
<b>10-4000-10</b>						
<b>Account: 10-4000-10 (Salaries)</b>						
03/01/2023			<i>Account Beginning Balance</i>			\$218,057.10
03/10/2023	8947-14	Journal Entry	Payroll & Settlement of Taxes	\$12,812.51		
03/24/2023	8968-13	Journal Entry	Payroll & Settlement of Taxes	\$12,865.23		
				<u>\$25,677.74</u>	<u>\$0.00</u>	
03/31/2023			<i>Account Net Change</i>			\$25,677.74
03/31/2023			<i>Account Ending Balance</i>			<u>\$243,734.84</u>
<b>10-4000-11</b>						
<b>Account: 10-4000-11 (Salaries)</b>						
03/01/2023			<i>Account Beginning Balance</i>			\$105,783.02
03/10/2023	8947-15	Journal Entry	Payroll & Settlement of Taxes	\$6,286.70		
03/24/2023	8968-14	Journal Entry	Payroll & Settlement of Taxes	\$6,338.22		
				<u>\$12,624.92</u>	<u>\$0.00</u>	
03/31/2023			<i>Account Net Change</i>			\$12,624.92
03/31/2023			<i>Account Ending Balance</i>			<u>\$118,407.94</u>
<b>10-4000-12</b>						
<b>Account: 10-4000-12 (Salaries)</b>						
03/01/2023			<i>Account Beginning Balance</i>			\$91,474.95
03/10/2023	8947-16	Journal Entry	Payroll & Settlement of Taxes	\$4,981.71		
03/24/2023	8968-15	Journal Entry	Payroll & Settlement of Taxes	\$4,981.71		
				<u>\$9,963.42</u>	<u>\$0.00</u>	
03/31/2023			<i>Account Net Change</i>			\$9,963.42
03/31/2023			<i>Account Ending Balance</i>			<u>\$101,438.37</u>
<b>10-4000-13</b>						
<b>Account: 10-4000-13 (Salaries)</b>						
03/01/2023			<i>Account Beginning Balance</i>			\$104,210.80
03/10/2023	8947-17	Journal Entry	Payroll & Settlement of Taxes	\$5,963.48		
03/24/2023	8968-16	Journal Entry	Payroll & Settlement of Taxes	\$5,963.48		
				<u>\$11,926.96</u>	<u>\$0.00</u>	
03/31/2023			<i>Account Net Change</i>			\$11,926.96
03/31/2023			<i>Account Ending Balance</i>			<u>\$116,137.76</u>
<b>10-4000-20</b>						
<b>Account: 10-4000-20 (Salaries)</b>						
03/01/2023			<i>Account Beginning Balance</i>			\$447,340.04
03/10/2023	8947-18	Journal Entry	Payroll & Settlement of Taxes	\$26,660.12		
03/24/2023	8968-17	Journal Entry	Payroll & Settlement of Taxes	\$26,618.24		

# Barrington Public Library District

## Account Distribution

### General Fund

Date	Trans.	Journal	Reference	Debit Amount	Credit Amount	Balance
<b>Account:</b>	<b>10-4000-20 (Salaries)</b>					
				\$53,278.36	\$0.00	
03/31/2023			<i>Account Net Change</i>			\$53,278.36
03/31/2023			<i>Account Ending Balance</i>			<u>\$500,618.40</u>
<b>10-4000-30</b>						
<b>Account:</b>	<b>10-4000-30 (Salaries)</b>					
03/01/2023			<i>Account Beginning Balance</i>			\$103,660.60
03/10/2023	8947-19	Journal Entry	Payroll & Settlement of Taxes	\$6,228.31		
03/24/2023	8968-18	Journal Entry	Payroll & Settlement of Taxes	\$6,197.20		
				<u>\$12,425.51</u>	<u>\$0.00</u>	
03/31/2023			<i>Account Net Change</i>			\$12,425.51
03/31/2023			<i>Account Ending Balance</i>			<u>\$116,086.11</u>
<b>10-4000-35</b>						
<b>Account:</b>	<b>10-4000-35 (Salaries)</b>					
03/01/2023			<i>Account Beginning Balance</i>			\$217,369.71
03/10/2023	8947-20	Journal Entry	Payroll & Settlement of Taxes	\$13,966.19		
03/24/2023	8968-19	Journal Entry	Payroll & Settlement of Taxes	\$13,181.56		
				<u>\$27,147.75</u>	<u>\$0.00</u>	
03/31/2023			<i>Account Net Change</i>			\$27,147.75
03/31/2023			<i>Account Ending Balance</i>			<u>\$244,517.46</u>
<b>10-4000-40</b>						
<b>Account:</b>	<b>10-4000-40 (Salaries)</b>					
03/01/2023			<i>Account Beginning Balance</i>			\$242,842.42
03/10/2023	8947-21	Journal Entry	Payroll & Settlement of Taxes	\$13,852.49		
03/24/2023	8968-20	Journal Entry	Payroll & Settlement of Taxes	\$14,437.85		
				<u>\$28,290.34</u>	<u>\$0.00</u>	
03/31/2023			<i>Account Net Change</i>			\$28,290.34
03/31/2023			<i>Account Ending Balance</i>			<u>\$271,132.76</u>
<b>10-4000-45</b>						
<b>Account:</b>	<b>10-4000-45 (Salaries)</b>					
03/01/2023			<i>Account Beginning Balance</i>			\$52,760.22
03/10/2023	8947-22	Journal Entry	Payroll & Settlement of Taxes	\$0.00		
03/24/2023	8968-21	Journal Entry	Payroll & Settlement of Taxes	\$0.00		
				<u>\$0.00</u>	<u>\$0.00</u>	
03/31/2023			<i>Account Net Change</i>			\$0.00
03/31/2023			<i>Account Ending Balance</i>			<u>\$52,760.22</u>
<b>10-4000-50</b>						
<b>Account:</b>	<b>10-4000-50 (Salaries)</b>					
03/01/2023			<i>Account Beginning Balance</i>			\$284,647.97
03/10/2023	8947-23	Journal Entry	Payroll & Settlement of Taxes	\$16,365.85		
03/24/2023	8968-22	Journal Entry	Payroll & Settlement of Taxes	\$16,377.06		
				<u>\$32,742.91</u>	<u>\$0.00</u>	
03/31/2023			<i>Account Net Change</i>			\$32,742.91
03/31/2023			<i>Account Ending Balance</i>			<u>\$317,390.88</u>

# Barrington Public Library District

## Account Distribution

### General Fund

Date	Trans.	Journal	Reference	Debit Amount	Credit Amount	Balance
<b>10-4000-60</b>						
<b>Account: 10-4000-60 (Salaries)</b>						
03/01/2023			<i>Account Beginning Balance</i>			\$332,109.08
03/10/2023	8947-24	Journal Entry	Payroll & Settlement of Taxes	\$20,514.02		
03/24/2023	8968-23	Journal Entry	Payroll & Settlement of Taxes	\$20,533.64		
				<u>\$41,047.66</u>	<u>\$0.00</u>	
03/31/2023			<i>Account Net Change</i>			\$41,047.66
03/31/2023			<i>Account Ending Balance</i>			<u>\$373,156.74</u>
<b>10-4600-00</b>						
<b>Account: 10-4600-00 (Insurance-medical and life)</b>						
03/01/2023			<i>Account Beginning Balance</i>			\$266,033.18
03/01/2023	8930-1	Journal Entry	Insurance premium IMRF reimbursement		\$47.00	
03/08/2023	8948-128	Accounts Payable	Wellness Insurance N-Medical-Life Insurance mon	\$39,064.69		
03/08/2023	8957-2	Journal Entry	Insurance - Jane Nelson		\$47.00	
03/08/2023	8958-2	Journal Entry	Reimbursements, donation, rent, insurance		\$1,101.00	
03/10/2023	8947-12	Journal Entry	Payroll & Settlement of Taxes		\$2,577.65	
03/24/2023	8968-11	Journal Entry	Payroll & Settlement of Taxes		\$2,577.65	
03/29/2023	8987-55	Accounts Payable	ComPsych Corporation-Employee Program	\$1,620.00		
03/31/2023	8994-2	Journal Entry	Insurance - Jane Nelson		\$47.00	
				<u>\$40,684.69</u>	<u>\$6,397.30</u>	
03/31/2023			<i>Account Net Change</i>			\$34,287.39
03/31/2023			<i>Account Ending Balance</i>			<u>\$300,320.57</u>
<b>10-4700-00</b>						
<b>Account: 10-4700-00 (Hiring)</b>						
03/01/2023			<i>Account Beginning Balance</i>			\$344.67
03/10/2023	8947-3	Journal Entry	Payroll & Settlement of Taxes	\$110.95		
				<u>\$110.95</u>	<u>\$0.00</u>	
03/31/2023			<i>Account Net Change</i>			\$110.95
03/31/2023			<i>Account Ending Balance</i>			<u>\$455.62</u>
<b>10-4800-00</b>						
<b>Account: 10-4800-00 (Staff Development)</b>						
03/01/2023			<i>Account Beginning Balance</i>			\$2,745.37
03/08/2023	8959-24	Accounts Payable	REVERSE-ADJUST-Barrington Area Cham-86288		\$360.00	
03/08/2023	8959-28	Accounts Payable	REVERSE-ADJUST-LACONI Inc-12.05.2022		\$150.00	
03/10/2023	8947-28	Journal Entry	Payroll & Settlement of Taxes	\$14.98		
03/15/2023	8962-79	Accounts Payable	Amazon Capital Servi-Popcorn for staff engagemen	\$37.06		
				<u>\$52.04</u>	<u>\$510.00</u>	
03/31/2023			<i>Account Net Change</i>			(\$457.96)
03/31/2023			<i>Account Ending Balance</i>			<u>\$2,287.41</u>
<b>10-4800-10</b>						
<b>Account: 10-4800-10 (Staff Development)</b>						
03/01/2023			<i>Account Beginning Balance</i>			\$3,131.72
03/08/2023	8948-65	Accounts Payable	First Bankcard-IGFOA - On-Demand Webinar	\$40.00		
03/08/2023	8959-21	Accounts Payable	ADJUST-Barrington Area Cham-2022-2023 BACC I	\$360.00		
03/15/2023	8969-4	Accounts Payable	REVERSE-ADJUST-Barrington Area Cham-86288		\$360.00	



# Barrington Public Library District

## Account Distribution

### General Fund

Date	Trans.	Journal	Reference	Debit Amount	Credit Amount	Balance
<b>Account:</b>	<b>10-4800-10 (Staff Development)</b>					
				\$400.00	\$360.00	
03/31/2023						\$40.00
03/31/2023						<u>\$3,171.72</u>
	<b>10-4800-11 (Staff Development)</b>					
<b>Account:</b>	<b>10-4800-11 (Staff Development)</b>					
03/01/2023						\$4,697.50
03/31/2023						\$0.00
03/31/2023						<u>\$4,697.50</u>
	<b>10-4800-12 (Staff Development)</b>					
<b>Account:</b>	<b>10-4800-12 (Staff Development)</b>					
03/01/2023						\$0.00
03/10/2023	8947-26	Journal Entry	Payroll & Settlement of Taxes	\$43.75		
				\$43.75	\$0.00	
03/31/2023						\$43.75
03/31/2023						<u>\$43.75</u>
	<b>10-4800-13 (Staff Development)</b>					
<b>Account:</b>	<b>10-4800-13 (Staff Development)</b>					
03/01/2023						\$430.31
03/31/2023						\$0.00
03/31/2023						<u>\$430.31</u>
	<b>10-4800-20 (Staff Development)</b>					
<b>Account:</b>	<b>10-4800-20 (Staff Development)</b>					
03/01/2023						\$1,384.75
03/31/2023						\$0.00
03/31/2023						<u>\$1,384.75</u>
	<b>10-4800-40 (Staff Development)</b>					
<b>Account:</b>	<b>10-4800-40 (Staff Development)</b>					
03/01/2023						\$1,249.00
03/22/2023	8969-5	Accounts Payable	Amazon Capital Servi-Desk Mats	\$66.17		
03/22/2023	8969-7	Accounts Payable	Amazon Capital Servi-1LC7-Y94d-N6V3		\$66.17	
03/22/2023	8969-52	Accounts Payable	Amazon Capital Servi-Black Fatigue Floor Mats	\$66.17		
				\$132.34	\$66.17	
03/31/2023						\$66.17
03/31/2023						<u>\$1,315.17</u>
	<b>10-4800-60 (Staff Development)</b>					
<b>Account:</b>	<b>10-4800-60 (Staff Development)</b>					
03/01/2023						\$925.13
03/08/2023	8948-70	Accounts Payable	First Bankcard-Premier Showcase for YS	\$20.00		
				\$20.00	\$0.00	
03/31/2023						\$20.00
03/31/2023						<u>\$945.13</u>
	<b>10-4810-10</b>					

# Barrington Public Library District

## Account Distribution

### General Fund

Date	Trans.	Journal	Reference	Debit Amount	Credit Amount	Balance
<b>Account: 10-4810-10 (Dues &amp; Memberships)</b>						
03/01/2023			<i>Account Beginning Balance</i>			\$0.00
03/01/2023	8948-15	Accounts Payable	Amazon Capital Servi-Business Prime Essentials (3	\$179.00		
03/08/2023	8948-51	Accounts Payable	First Bankcard-SHRM Membership for HR	\$229.00		
03/08/2023	8959-25	Accounts Payable	ADJUST-LACONI Inc-Laconi Annual Library Memb	\$150.00		
03/15/2023	8969-1	Accounts Payable	ADJUST-Barrington Area Cham-2022-2023 BACC I	\$360.00		
03/22/2023	8969-29	Accounts Payable	Illinois Library Ass-membership	\$200.00		
03/30/2023	8989-1	Accounts Payable	REVERSE-Illinois Library Ass-membership		\$200.00	
				\$1,118.00	\$200.00	
03/31/2023			<i>Account Net Change</i>			\$918.00
03/31/2023			<i>Account Ending Balance</i>			\$918.00
<b>10-4810-11</b>						
<b>Account: 10-4810-11 (Dues &amp; Memberships)</b>						
03/01/2023			<i>Account Beginning Balance</i>			\$225.00
03/31/2023			<i>Account Net Change</i>			\$0.00
03/31/2023			<i>Account Ending Balance</i>			\$225.00
<b>10-4810-12</b>						
<b>Account: 10-4810-12 (Dues &amp; Memberships)</b>						
03/01/2023			<i>Account Beginning Balance</i>			\$155.00
03/31/2023			<i>Account Net Change</i>			\$0.00
03/31/2023			<i>Account Ending Balance</i>			\$155.00
<b>10-4810-13</b>						
<b>Account: 10-4810-13 (Dues &amp; Memberships)</b>						
03/01/2023			<i>Account Beginning Balance</i>			\$200.00
03/31/2023			<i>Account Net Change</i>			\$0.00
03/31/2023			<i>Account Ending Balance</i>			\$200.00
<b>10-4810-20</b>						
<b>Account: 10-4810-20 (Dues &amp; Memberships)</b>						
03/01/2023			<i>Account Beginning Balance</i>			\$532.00
03/08/2023	8948-63	Accounts Payable	First Bankcard-ALA Membership - KA	\$56.00		
				\$56.00	\$0.00	
03/31/2023			<i>Account Net Change</i>			\$56.00
03/31/2023			<i>Account Ending Balance</i>			\$588.00
<b>10-4810-40</b>						
<b>Account: 10-4810-40 (Dues &amp; Memberships)</b>						
03/01/2023			<i>Account Beginning Balance</i>			\$428.00
03/31/2023			<i>Account Net Change</i>			\$0.00
03/31/2023			<i>Account Ending Balance</i>			\$428.00
<b>10-4810-50</b>						
<b>Account: 10-4810-50 (Dues &amp; Memberships)</b>						
03/01/2023			<i>Account Beginning Balance</i>			\$190.00
03/29/2023	8987-213	Accounts Payable	American Library Ass-MOP Membership	\$225.00		
03/29/2023	8987-215	Accounts Payable	American Library Ass-E.Morris Regular Membershi	\$155.00		

# Barrington Public Library District

## Account Distribution

### General Fund

Date	Trans.	Journal	Reference	Debit Amount	Credit Amount	Balance
<b>Account:</b>	<b>10-4810-50 (Dues &amp; Memberships)</b>					
				\$380.00	\$0.00	
03/31/2023			<i>Account Net Change</i>			\$380.00
03/31/2023			<i>Account Ending Balance</i>			\$570.00
<b>10-4820-10</b>						
<b>Account:</b>	<b>10-4820-10 (Staff Expenses)</b>					
03/01/2023			<i>Account Beginning Balance</i>			\$3,713.33
03/06/2023	8945-1	Accounts Payable	Victoria Lee-Maureen Foley 20 years	\$30.00		
03/08/2023	8948-31	Accounts Payable	A H Office Coffee Se-Coffee, Water, Cooler Rental	\$140.30		
03/10/2023	8947-27	Journal Entry	Payroll & Settlnent of Taxes	\$47.01		
03/15/2023	8962-99	Accounts Payable	A H Office Coffee Se-Coffee, Water, Cooler Rental	\$355.50		
03/22/2023	8969-23	Accounts Payable	Amazon Capital Servi-Replace Old Tablecloths & I	\$103.94		
03/29/2023	8987-178	Accounts Payable	Amazon Capital Servi-Forks and Spoons - replenis	\$107.94		
				\$784.69	\$0.00	
03/31/2023			<i>Account Net Change</i>			\$784.69
03/31/2023			<i>Account Ending Balance</i>			\$4,498.02
<b>10-5100-20</b>						
<b>Account:</b>	<b>10-5100-20 (Books)</b>					
03/01/2023			<i>Account Beginning Balance</i>			\$92,584.46
03/01/2023	8927-35	Accounts Payable	Baker & Taylor Books-AS Books	\$119.89		
03/01/2023	8927-39	Accounts Payable	Baker & Taylor Books-AS Books	\$43.98		
03/01/2023	8927-41	Accounts Payable	Baker & Taylor Books-AS Books	\$184.15		
03/01/2023	8927-43	Accounts Payable	Baker & Taylor Books-AS Books	\$33.32		
03/01/2023	8927-45	Accounts Payable	Baker & Taylor Books-AS Books	\$119.89		
03/01/2023	8927-47	Accounts Payable	Baker & Taylor Books-AS Books	\$129.87		
03/01/2023	8927-51	Accounts Payable	Baker & Taylor Books-AS/G&G Books	\$209.35		
03/01/2023	8927-54	Accounts Payable	Baker & Taylor Books-AS/G&G Books	\$86.30		
03/01/2023	8927-55	Accounts Payable	Ingram Library Servi-AS Books	\$577.17		
03/01/2023	8927-57	Accounts Payable	Ingram Library Servi-AS Books	\$442.46		
03/01/2023	8927-59	Accounts Payable	Ingram Library Servi-AS Books	\$304.31		
03/01/2023	8927-61	Accounts Payable	Ingram Library Servi-AS Books	\$151.04		
03/01/2023	8927-63	Accounts Payable	Ingram Library Servi-AS Books	\$301.15		
03/01/2023	8927-70	Accounts Payable	Ingram Library Servi-AS/G&G Books	\$319.22		
03/01/2023	8927-73	Accounts Payable	Ingram Library Servi-AS/G&G Books	\$413.42		
03/01/2023	8927-76	Accounts Payable	Ingram Library Servi-AS/G&G Books	\$301.76		
03/01/2023	8927-93	Accounts Payable	Baker & Taylor Books-AS/G&G Books	\$273.53		
03/01/2023	8927-96	Accounts Payable	Ingram Library Servi-AS Books	\$417.61		
03/08/2023	8948-69	Accounts Payable	First Bankcard-AS Books / AS DVD's	\$26.95		
03/10/2023	8959-33	Accounts Payable	Amazon/GECRB-Missing invoice - Laid to Rest, Th	\$18.98		
03/15/2023	8962-105	Accounts Payable	Baker & Taylor Books-AS Books	\$91.48		
03/15/2023	8962-109	Accounts Payable	Baker & Taylor Books-AS/G&G Books	\$158.63		
03/15/2023	8962-110	Accounts Payable	Baker & Taylor Books-AS Books	\$31.53		
03/15/2023	8962-118	Accounts Payable	Baker & Taylor Books-AS/G&G Books	\$330.20		
03/15/2023	8962-119	Accounts Payable	Baker & Taylor Books-AS Books	\$39.73		
03/15/2023	8962-125	Accounts Payable	Ingram Library Servi-AS/G&G Books	\$200.98		
03/15/2023	8962-130	Accounts Payable	Ingram Library Servi-AS Books	\$927.26		
03/15/2023	8962-132	Accounts Payable	Ingram Library Servi-AS Books	\$624.29		
03/15/2023	8962-134	Accounts Payable	Ingram Library Servi-AS Books	\$251.03		
03/15/2023	8962-176	Accounts Payable	Baker & Taylor Books-AS Books	\$52.27		

# Barrington Public Library District

## Account Distribution

### General Fund

Date	Trans.	Journal	Reference	Debit Amount	Credit Amount	Balance
<b>Account:</b>	<b>10-5100-20 (Books)</b>					
03/29/2023	8987-63	Accounts Payable	Baker & Taylor Books-AS/G&G Books	\$157.84		
03/29/2023	8987-66	Accounts Payable	Baker & Taylor Books-AS/G&G Books	\$192.33		
03/29/2023	8987-67	Accounts Payable	Baker & Taylor Books-AS Books	\$737.62		
03/29/2023	8987-69	Accounts Payable	Baker & Taylor Books-AS Books	\$246.76		
03/29/2023	8987-71	Accounts Payable	Baker & Taylor Books-AS Books	\$129.37		
03/29/2023	8987-95	Accounts Payable	Ingram Library Servi-AS/G&G Books	\$1,624.43		
03/29/2023	8987-98	Accounts Payable	Ingram Library Servi-AS/G&G Books	\$514.39		
03/29/2023	8987-101	Accounts Payable	Ingram Library Servi-AS/G&G Books	\$2,402.84		
03/29/2023	8987-104	Accounts Payable	Ingram Library Servi-AS Books	\$276.82		
03/29/2023	8987-106	Accounts Payable	Ingram Library Servi-AS Books	\$186.34		
03/29/2023	8987-108	Accounts Payable	Ingram Library Servi-AS Books	\$172.02		
03/29/2023	8987-110	Accounts Payable	Ingram Library Servi-AS Books	\$365.89		
03/29/2023	8987-112	Accounts Payable	Ingram Library Servi-AS Books	\$452.36		
03/29/2023	8987-130	Accounts Payable	Ingram Library Servi-AS/G&G Books	\$259.50		
03/29/2023	8987-225	Accounts Payable	Ingram Library Servi-74667074		\$37.88	
				\$14,900.26	\$37.88	
03/31/2023			<i>Account Net Change</i>			\$14,862.38
03/31/2023			<i>Account Ending Balance</i>			\$107,446.84
<b>10-5100-60</b>						
<b>Account:</b>	<b>10-5100-60 (Books)</b>					
03/01/2023			<i>Account Beginning Balance</i>			\$40,167.34
03/01/2023	8927-27	Accounts Payable	Baker & Taylor Books-YS Books	\$331.75		
03/01/2023	8927-29	Accounts Payable	Baker & Taylor Books-YS Books	\$279.92		
03/01/2023	8927-31	Accounts Payable	Baker & Taylor Books-YS Books	\$800.80		
03/01/2023	8927-33	Accounts Payable	Baker & Taylor Books-YS Books	\$239.88		
03/01/2023	8927-37	Accounts Payable	Baker & Taylor Books-YS Books	\$369.40		
03/01/2023	8927-65	Accounts Payable	Ingram Library Servi-YS Books & YS Backpacks	\$193.45		
03/01/2023	8927-68	Accounts Payable	Ingram Library Servi-YS Books	\$85.89		
03/01/2023	8927-127	Accounts Payable	Ingram Library Servi-YS Books	\$9.25		
03/15/2023	8962-103	Accounts Payable	Baker & Taylor Books-YS Books	\$243.91		
03/15/2023	8962-112	Accounts Payable	Baker & Taylor Books-YS Books	\$457.83		
03/15/2023	8962-114	Accounts Payable	Baker & Taylor Books-YS Books	\$406.78		
03/15/2023	8962-128	Accounts Payable	Ingram Library Servi-YS Books	\$68.57		
03/29/2023	8987-73	Accounts Payable	Baker & Taylor Books-YS Books	\$236.91		
03/29/2023	8987-75	Accounts Payable	Baker & Taylor Books-YS Books	\$388.32		
03/29/2023	8987-77	Accounts Payable	Baker & Taylor Books-YS Books	\$154.07		
03/29/2023	8987-79	Accounts Payable	Baker & Taylor Books-YS Books	\$603.49		
03/29/2023	8987-81	Accounts Payable	Baker & Taylor Books-YS Books	\$402.24		
03/29/2023	8987-83	Accounts Payable	Baker & Taylor Books-YS Books	\$254.08		
03/29/2023	8987-85	Accounts Payable	Baker & Taylor Books-YS Books	\$384.48		
				\$5,911.02	\$0.00	
03/31/2023			<i>Account Net Change</i>			\$5,911.02
03/31/2023			<i>Account Ending Balance</i>			\$46,078.36
<b>10-5101-20</b>						
<b>Account:</b>	<b>10-5101-20 (Books-Grab &amp; Go)</b>					
03/01/2023			<i>Account Beginning Balance</i>			\$5,268.40
03/01/2023	8927-49	Accounts Payable	Baker & Taylor Books-AS/G&G Books	\$86.81		
03/01/2023	8927-52	Accounts Payable	Baker & Taylor Books-AS/G&G Books	\$34.18		

# Barrington Public Library District

## Account Distribution

### General Fund

Date	Trans.	Journal	Reference	Debit Amount	Credit Amount	Balance
<b>Account: 10-5101-20 (Books-Grab &amp; Go)</b>						
03/01/2023	8927-72	Accounts Payable	Ingram Library Servi-AS/G&G Books	\$33.36		
03/01/2023	8927-75	Accounts Payable	Ingram Library Servi-AS/G&G Books	\$33.93		
03/01/2023	8927-78	Accounts Payable	Ingram Library Servi-AS/G&G Books	\$12.16		
03/01/2023	8927-91	Accounts Payable	Baker & Taylor Books-AS/G&G Books	\$84.33		
03/15/2023	8962-107	Accounts Payable	Baker & Taylor Books-AS/G&G Books	\$88.13		
03/15/2023	8962-116	Accounts Payable	Baker & Taylor Books-AS/G&G Books	\$121.68		
03/15/2023	8962-127	Accounts Payable	Ingram Library Servi-AS/G&G Books	\$33.34		
03/29/2023	8987-61	Accounts Payable	Baker & Taylor Books-AS/G&G Books	\$69.77		
03/29/2023	8987-64	Accounts Payable	Baker & Taylor Books-AS/G&G Books	\$53.37		
03/29/2023	8987-97	Accounts Payable	Ingram Library Servi-AS/G&G Books	\$67.82		
03/29/2023	8987-100	Accounts Payable	Ingram Library Servi-AS/G&G Books	\$13.45		
03/29/2023	8987-103	Accounts Payable	Ingram Library Servi-AS/G&G Books	\$186.28		
03/29/2023	8987-132	Accounts Payable	Ingram Library Servi-AS/G&G Books	\$16.68		
				\$935.29	\$0.00	
03/31/2023			<i>Account Net Change</i>			\$935.29
03/31/2023			<i>Account Ending Balance</i>			\$6,203.69
<b>Account: 10-5200-20 (Periodicals)</b>						
03/01/2023			<i>Account Beginning Balance</i>			\$12,154.27
03/29/2023	8987-126	Accounts Payable	Chicago Tribune-Delivery through 5/30/23	\$231.42		
				\$231.42	\$0.00	
03/31/2023			<i>Account Net Change</i>			\$231.42
03/31/2023			<i>Account Ending Balance</i>			\$12,385.69
<b>Account: 10-5210-20 (E-Periodicals)</b>						
03/01/2023			<i>Account Beginning Balance</i>			\$16,303.60
03/31/2023			<i>Account Net Change</i>			\$0.00
03/31/2023			<i>Account Ending Balance</i>			\$16,303.60
<b>Account: 10-5300-12 (Circulating Equipment)</b>						
03/01/2023			<i>Account Beginning Balance</i>			\$360.80
03/31/2023			<i>Account Net Change</i>			\$0.00
03/31/2023			<i>Account Ending Balance</i>			\$360.80
<b>Account: 10-5300-60 (Circulating Equipment)</b>						
03/01/2023			<i>Account Beginning Balance</i>			\$1,570.77
03/01/2023	8927-67	Accounts Payable	Ingram Library Servi-YS Books & YS Backpacks	\$8.47		
03/15/2023	8962-43	Accounts Payable	Amazon Capital Servi-Replacement pieces to kits	\$30.78		
				\$39.25	\$0.00	
03/31/2023			<i>Account Net Change</i>			\$39.25
03/31/2023			<i>Account Ending Balance</i>			\$1,610.02
<b>Account: 10-5310-20 (Audio books-spoken)</b>						
03/01/2023			<i>Account Beginning Balance</i>			\$6,266.46
03/01/2023	8927-79	Accounts Payable	Midwest Tape-AS Audio Books Spoken	\$69.98		

# Barrington Public Library District

## Account Distribution

### General Fund

Date	Trans.	Journal	Reference	Debit Amount	Credit Amount	Balance
<b>Account: 10-5310-20 (Audio books-spoken)</b>						
03/01/2023	8927-81	Accounts Payable	Midwest Tape-AS Audio Books Spoken	\$229.95		
03/15/2023	8962-145	Accounts Payable	Midwest Tape-AS Audio Books Spoken	\$52.99		
03/15/2023	8962-147	Accounts Payable	Midwest Tape-AS Audio Books Spoken	\$244.94		
03/29/2023	8987-195	Accounts Payable	Midwest Tape-AS Audio Books Spoken	\$124.97		
03/29/2023	8987-197	Accounts Payable	Midwest Tape-AS Audio Books Spoken	\$399.90		
				\$1,122.73	\$0.00	
03/31/2023			<i>Account Net Change</i>			\$1,122.73
03/31/2023			<i>Account Ending Balance</i>			\$7,389.19
<b>10-5310-60</b>						
<b>Account: 10-5310-60 (Audio books-spoken)</b>						
03/01/2023			<i>Account Beginning Balance</i>			\$3,616.98
03/29/2023	8987-89	Accounts Payable	Playaway Products, L-YS Playaways	\$626.90		
03/29/2023	8987-91	Accounts Payable	Playaway Products, L-YS Readalongs	\$800.69		
03/29/2023	8987-93	Accounts Payable	Playaway Products, L-YS Readalongs	\$66.49		
03/29/2023	8987-128	Accounts Payable	Playaway Products, L-YS Readalongs	\$52.24		
				\$1,546.32	\$0.00	
03/31/2023			<i>Account Net Change</i>			\$1,546.32
03/31/2023			<i>Account Ending Balance</i>			\$5,163.30
<b>10-5311-20</b>						
<b>Account: 10-5311-20 (CDs)</b>						
03/01/2023			<i>Account Beginning Balance</i>			\$2,846.46
03/01/2023	8927-83	Accounts Payable	Midwest Tape-AS Music CD's	\$61.92		
03/01/2023	8927-85	Accounts Payable	Midwest Tape-AS Music CD's	\$168.36		
03/15/2023	8962-142	Accounts Payable	Midwest Tape-AS & YS Music CD's	\$82.08		
03/15/2023	8962-163	Accounts Payable	Midwest Tape-AS Music CD's	\$42.24		
03/29/2023	8987-190	Accounts Payable	Midwest Tape-AS & YS Music CD's	\$40.74		
03/29/2023	8987-193	Accounts Payable	Midwest Tape-AS Music CD's	\$89.88		
				\$485.22	\$0.00	
03/31/2023			<i>Account Net Change</i>			\$485.22
03/31/2023			<i>Account Ending Balance</i>			\$3,331.68
<b>10-5311-60</b>						
<b>Account: 10-5311-60 (CDs)</b>						
03/01/2023			<i>Account Beginning Balance</i>			\$307.92
03/15/2023	8962-144	Accounts Payable	Midwest Tape-AS & YS Music CD's	\$17.73		
03/29/2023	8987-192	Accounts Payable	Midwest Tape-AS & YS Music CD's	\$49.92		
				\$67.65	\$0.00	
03/31/2023			<i>Account Net Change</i>			\$67.65
03/31/2023			<i>Account Ending Balance</i>			\$375.57
<b>10-5312-20</b>						
<b>Account: 10-5312-20 (Digital Music)</b>						
03/01/2023			<i>Account Beginning Balance</i>			\$2,050.00
03/31/2023			<i>Account Net Change</i>			\$0.00
03/31/2023			<i>Account Ending Balance</i>			\$2,050.00
<b>10-5315-20</b>						
<b>Account: 10-5315-20 (E-Books)</b>						

# Barrington Public Library District

## Account Distribution

### General Fund

Date	Trans.	Journal	Reference	Debit Amount	Credit Amount	Balance
<b>Account: 10-5315-20 (E-Books)</b>						
03/01/2023			<i>Account Beginning Balance</i>			\$131,299.83
03/29/2023	8987-133	Accounts Payable	OverDrive Inc.-AS - CPC	\$362.25		
03/29/2023	8987-142	Accounts Payable	OverDrive Inc.-AS eBooks	\$2,281.01		
03/29/2023	8987-144	Accounts Payable	OverDrive Inc.-AS eBooks	\$2,341.24		
03/29/2023	8987-146	Accounts Payable	OverDrive Inc.-AS eBooks	\$6,244.14		
03/29/2023	8987-148	Accounts Payable	OverDrive Inc.-AS eBooks	\$540.52		
03/29/2023	8987-150	Accounts Payable	OverDrive Inc.-AS eBooks	\$1,566.81		
03/29/2023	8987-152	Accounts Payable	OverDrive Inc.-AS eBooks	\$2,174.33		
				\$15,510.30	\$0.00	
03/31/2023			<i>Account Net Change</i>			\$15,510.30
03/31/2023			<i>Account Ending Balance</i>			\$146,810.13
<b>10-5315-60</b>						
<b>Account: 10-5315-60 (E-Books)</b>						
03/01/2023			<i>Account Beginning Balance</i>			\$12,538.15
03/29/2023	8987-135	Accounts Payable	OverDrive Inc.-AS - CPC	\$27.02		
03/29/2023	8987-140	Accounts Payable	OverDrive Inc.-YS eBooks	\$2,431.40		
				\$2,458.42	\$0.00	
03/31/2023			<i>Account Net Change</i>			\$2,458.42
03/31/2023			<i>Account Ending Balance</i>			\$14,996.57
<b>10-5320-20</b>						
<b>Account: 10-5320-20 (DVDs)</b>						
03/01/2023			<i>Account Beginning Balance</i>			\$21,651.48
03/01/2023	8927-108	Accounts Payable	Midwest Tape-AS DVD's	\$62.19		
03/01/2023	8927-110	Accounts Payable	Midwest Tape-AS DVD's	\$113.88		
03/01/2023	8927-112	Accounts Payable	Midwest Tape-AS DVD's	\$38.47		
03/01/2023	8927-114	Accounts Payable	Midwest Tape-AS DVD's & G&G DVD's	\$310.02		
03/01/2023	8927-117	Accounts Payable	Midwest Tape-AS DVD's & G&G DVD's	\$547.68		
03/01/2023	8927-120	Accounts Payable	Midwest Tape-AS DVD's & G&G DVD's	\$220.80		
03/08/2023	8948-67	Accounts Payable	First Bankcard-AS Books / AS DVD's	\$19.99		
03/15/2023	8962-136	Accounts Payable	Midwest Tape-AS DVD's & G&G DVD's	\$357.18		
03/15/2023	8962-139	Accounts Payable	Midwest Tape-AS DVD's & G&G DVD's	\$273.98		
03/15/2023	8962-153	Accounts Payable	Midwest Tape-AS DVD's	\$99.90		
03/15/2023	8962-155	Accounts Payable	Midwest Tape-AS DVD's	\$34.23		
03/15/2023	8962-157	Accounts Payable	Midwest Tape-AS DVD's	\$237.78		
03/15/2023	8962-169	Accounts Payable	Midwest Tape-AS DVD's & G&G DVD's	\$397.00		
03/29/2023	8987-114	Accounts Payable	Midwest Tape-AS DVD's & G&G DVD's	\$458.53		
03/29/2023	8987-117	Accounts Payable	Midwest Tape-AS DVD's & G&G DVD's	\$453.13		
03/29/2023	8987-184	Accounts Payable	Midwest Tape-AS DVD's & G&G DVD's	\$706.17		
03/29/2023	8987-187	Accounts Payable	Midwest Tape-AS DVD's & G&G DVD's	\$913.72		
03/29/2023	8987-199	Accounts Payable	Midwest Tape-AS DVD's	\$23.73		
				\$5,268.38	\$0.00	
03/31/2023			<i>Account Net Change</i>			\$5,268.38
03/31/2023			<i>Account Ending Balance</i>			\$26,919.86
<b>10-5320-60</b>						
<b>Account: 10-5320-60 (DVDs)</b>						
03/01/2023			<i>Account Beginning Balance</i>			\$4,993.45
03/01/2023	8927-87	Accounts Payable	Midwest Tape-YS DVD's	\$65.19		

# Barrington Public Library District

## Account Distribution

### General Fund

Date	Trans.	Journal	Reference	Debit Amount	Credit Amount	Balance
<b>Account: 10-5320-60 (DVDs)</b>						
03/01/2023	8927-89	Accounts Payable	Midwest Tape-YS DVD's	\$20.73		
03/01/2023	8927-106	Accounts Payable	Midwest Tape-YS DVD's	\$52.18		
03/15/2023	8962-149	Accounts Payable	Midwest Tape-YS DVD's	\$54.43		
03/15/2023	8962-151	Accounts Payable	Midwest Tape-YS DVD's	\$94.92		
03/29/2023	8987-201	Accounts Payable	Midwest Tape-YS DVD's	\$77.46		
03/29/2023	8987-203	Accounts Payable	Midwest Tape-YS DVD's	\$119.61		
03/29/2023	8987-205	Accounts Payable	Midwest Tape-YS DVD's	\$203.82		
03/29/2023	8987-207	Accounts Payable	Midwest Tape-YS DVD's	\$193.05		
03/29/2023	8987-209	Accounts Payable	Midwest Tape-YS DVD's	\$61.28		
03/29/2023	8987-211	Accounts Payable	Midwest Tape-YS DVD's	\$77.46		
				\$1,020.13	\$0.00	
03/31/2023			<i>Account Net Change</i>			\$1,020.13
03/31/2023			<i>Account Ending Balance</i>			\$6,013.58
<b>10-5321-20</b>						
<b>Account: 10-5321-20 (DVDs Grab &amp; Go)</b>						
03/01/2023			<i>Account Beginning Balance</i>			\$3,967.01
03/01/2023	8927-116	Accounts Payable	Midwest Tape-AS DVD's & G&G DVD's	\$186.60		
03/01/2023	8927-119	Accounts Payable	Midwest Tape-AS DVD's & G&G DVD's	\$243.84		
03/01/2023	8927-122	Accounts Payable	Midwest Tape-AS DVD's & G&G DVD's	\$73.44		
03/15/2023	8962-138	Accounts Payable	Midwest Tape-AS DVD's & G&G DVD's	\$149.13		
03/15/2023	8962-141	Accounts Payable	Midwest Tape-AS DVD's & G&G DVD's	\$97.92		
03/15/2023	8962-174	Accounts Payable	Midwest Tape-AS DVD's & G&G DVD's	\$158.40		
03/29/2023	8987-116	Accounts Payable	Midwest Tape-AS DVD's & G&G DVD's	\$254.94		
03/29/2023	8987-119	Accounts Payable	Midwest Tape-AS DVD's & G&G DVD's	\$92.91		
03/29/2023	8987-186	Accounts Payable	Midwest Tape-AS DVD's & G&G DVD's	\$121.38		
03/29/2023	8987-189	Accounts Payable	Midwest Tape-AS DVD's & G&G DVD's	\$219.78		
				\$1,598.34	\$0.00	
03/31/2023			<i>Account Net Change</i>			\$1,598.34
03/31/2023			<i>Account Ending Balance</i>			\$5,565.35
<b>10-5325-20</b>						
<b>Account: 10-5325-20 (E-DVDs)</b>						
03/01/2023			<i>Account Beginning Balance</i>			\$37,500.00
03/31/2023			<i>Account Net Change</i>			\$0.00
03/31/2023			<i>Account Ending Balance</i>			\$37,500.00
<b>10-5330-20</b>						
<b>Account: 10-5330-20 (E-Audio Books)</b>						
03/01/2023			<i>Account Beginning Balance</i>			\$64,596.20
03/29/2023	8987-136	Accounts Payable	OverDrive Inc.-AS - CPC	\$49.54		
03/29/2023	8987-154	Accounts Payable	OverDrive Inc.-AS eAudio	\$1,006.60		
03/29/2023	8987-156	Accounts Payable	OverDrive Inc.-AS eAudio	\$921.17		
03/29/2023	8987-158	Accounts Payable	OverDrive Inc.-AS eAudio	\$4,026.02		
03/29/2023	8987-160	Accounts Payable	OverDrive Inc.-AS eAudio	\$1,472.53		
03/29/2023	8987-162	Accounts Payable	OverDrive Inc.-AS eAudio	\$76.00		
03/29/2023	8987-164	Accounts Payable	OverDrive Inc.-AS eAudio	\$978.24		



# Barrington Public Library District

## Account Distribution

### General Fund

Date	Trans.	Journal	Reference	Debit Amount	Credit Amount	Balance
<b>Account:</b>	<b>10-5330-20 (E-Audio Books)</b>					
				\$8,530.10	\$0.00	
03/31/2023			<i>Account Net Change</i>			\$8,530.10
03/31/2023			<i>Account Ending Balance</i>			\$73,126.30
<b>10-5330-60</b>						
<b>Account:</b>	<b>10-5330-60 (E-Audio Books)</b>					
03/01/2023			<i>Account Beginning Balance</i>			\$7,193.84
03/29/2023	8987-137	Accounts Payable	OverDrive Inc.-AS - CPC	\$3.99		
03/29/2023	8987-138	Accounts Payable	OverDrive Inc.-YS-eAudio	\$491.17		
				\$495.16	\$0.00	
03/31/2023			<i>Account Net Change</i>			\$495.16
03/31/2023			<i>Account Ending Balance</i>			\$7,689.00
<b>10-5335-00</b>						
<b>Account:</b>	<b>10-5335-00 (Refund for Materials lost &amp; paid)</b>					
03/01/2023			<i>Account Beginning Balance</i>			\$602.81
03/01/2023	8928-1	Accounts Payable	Linda Marcus Hochste-One-Time Check-11679	\$26.95		
03/07/2023	8949-1	Accounts Payable	Caitlyn Neel-One-Time Check-11681	\$16.99		
03/07/2023	8949-3	Accounts Payable	Helen Dever-One-Time Check-11682	\$15.48		
03/08/2023	8950-1	Accounts Payable	REVERSE-Caitlyn Neel-One-Time Check-11681		\$16.99	
03/08/2023	8951-1	Accounts Payable	REVERSE-Helen Dever-One-Time Check-11682		\$15.48	
03/10/2023	8959-35	Accounts Payable	Caitlyn Neel-One-Time Check-11727	\$16.99		
03/10/2023	8959-37	Accounts Payable	Mary Rachel Taylor-One-Time Check-11728	\$15.26		
03/10/2023	8959-39	Accounts Payable	Magdalena Fiedor-One-Time Check-11729	\$11.30		
03/10/2023	8959-41	Accounts Payable	Helen Dever-One-Time Check-11730	\$15.48		
03/15/2023	8962-7	Accounts Payable	Ewa Cazares-One-Time Check-11736	\$10.68		
03/15/2023	8962-9	Accounts Payable	Jae Sul-One-Time Check-11737	\$47.18		
				\$176.31	\$32.47	
03/31/2023			<i>Account Net Change</i>			\$143.84
03/31/2023			<i>Account Ending Balance</i>			\$746.65
<b>10-5350-20</b>						
<b>Account:</b>	<b>10-5350-20 (AV Video Games)</b>					
03/01/2023			<i>Account Beginning Balance</i>			\$7,497.88
03/01/2023	8927-125	Accounts Payable	Thomas Klise/Crimson-AS Video Games	\$55.18		
03/15/2023	8962-123	Accounts Payable	Thomas Klise/Crimson-AS Video Games	\$286.18		
				\$341.36	\$0.00	
03/31/2023			<i>Account Net Change</i>			\$341.36
03/31/2023			<i>Account Ending Balance</i>			\$7,839.24
<b>10-5350-60</b>						
<b>Account:</b>	<b>10-5350-60 (AV Video Games)</b>					
03/01/2023			<i>Account Beginning Balance</i>			\$399.87
03/01/2023	8927-123	Accounts Payable	Thomas Klise/Crimson-YS Video Games	\$35.00		
				\$35.00	\$0.00	
03/31/2023			<i>Account Net Change</i>			\$35.00
03/31/2023			<i>Account Ending Balance</i>			\$434.87
<b>10-5400-60</b>						

# Barrington Public Library District

## Account Distribution

### General Fund

Date	Trans.	Journal	Reference	Debit Amount	Credit Amount	Balance
<b>Account: 10-5400-60 (Realia)</b>						
03/01/2023			Account Beginning Balance			\$455.15
03/31/2023			Account Net Change			\$0.00
03/31/2023			Account Ending Balance			<u>\$455.15</u>
<b>10-5500-20</b>						
<b>Account: 10-5500-20 (Electronic information)</b>						
03/01/2023			Account Beginning Balance			\$86,853.14
03/01/2023	8927-137	Accounts Payable	Info USA Marketing, -AS Electronic Information	\$9,300.00		
03/08/2023	8948-33	Accounts Payable	Ebsco Information Se-AS Electronic - Novelist Pacl	\$3,489.00		
03/15/2023	8962-49	Accounts Payable	Thomson Reuters-West-Online/Software Subscrip	\$543.04		
03/15/2023	8962-51	Accounts Payable	ProQuest LLC-AS Electronic Information	\$2,098.53		
03/15/2023	8962-53	Accounts Payable	RELX Inc. DBA LexisN-AS Electronic Information	\$5,865.00		
03/15/2023	8962-184	Accounts Payable	Linkedin Corporation-Linkedin Learning Library	\$7,000.00		
				<u>\$28,295.57</u>	<u>\$0.00</u>	
03/31/2023			Account Net Change			\$28,295.57
03/31/2023			Account Ending Balance			<u>\$115,148.71</u>
<b>10-5500-60</b>						
<b>Account: 10-5500-60 (Electronic information)</b>						
03/01/2023			Account Beginning Balance			\$4,850.00
03/29/2023	8987-53	Accounts Payable	IXL Learning-Site License (PK-3)	\$800.00		
				<u>\$800.00</u>	<u>\$0.00</u>	
03/31/2023			Account Net Change			\$800.00
03/31/2023			Account Ending Balance			<u>\$5,650.00</u>
<b>10-5600-00</b>						
<b>Account: 10-5600-00 (Pilot Programs)</b>						
03/01/2023			Account Beginning Balance			\$814.13
03/01/2023	8927-100	Accounts Payable	Amazon Capital Servi-Graphing Calculator	\$373.47		
03/29/2023	8987-166	Accounts Payable	Amazon Capital Servi-Calculator Case	\$50.07		
				<u>\$423.54</u>	<u>\$0.00</u>	
03/31/2023			Account Net Change			\$423.54
03/31/2023			Account Ending Balance			<u>\$1,237.67</u>
<b>10-5610-00</b>						
<b>Account: 10-5610-00 (Library programs)</b>						
03/01/2023			Account Beginning Balance			\$546.00
03/31/2023			Account Net Change			\$0.00
03/31/2023			Account Ending Balance			<u>\$546.00</u>
<b>10-5610-10</b>						
<b>Account: 10-5610-10 (Library programs)</b>						
03/01/2023			Account Beginning Balance			\$119.59
03/23/2023	8971-6	Accounts Payable	REVERSE-ADJUST-Amazon Capital Servi-1XPR-N6		\$9.45	
03/23/2023	8971-10	Accounts Payable	REVERSE-ADJUST-Elgin Symphony Orche-01.03.20		\$76.68	
				<u>\$0.00</u>	<u>\$86.13</u>	
03/31/2023			Account Net Change			(\$86.13)
03/31/2023			Account Ending Balance			<u>\$33.46</u>

# Barrington Public Library District

## Account Distribution

### General Fund

Date	Trans.	Journal	Reference	Debit Amount	Credit Amount	Balance
<b>10-5610-12</b>						
<b>Account: 10-5610-12 (Library programs)</b>						
03/01/2023			<i>Account Beginning Balance</i>			\$3,621.87
03/08/2023	8948-72	Accounts Payable	First Bankcard-Ocooch hardwoods for DS	\$352.22		
03/08/2023	8948-74	Accounts Payable	First Bankcard-JPPlus.com /Notebooks & name ta	\$11.98		
03/08/2023	8948-77	Accounts Payable	First Bankcard-American Button for DS	\$36.95		
03/22/2023	8969-21	Accounts Payable	Amazon Capital Servi-Brown Lunch Bags	\$23.99		
				\$425.14	\$0.00	
03/31/2023			<i>Account Net Change</i>			\$425.14
03/31/2023			<i>Account Ending Balance</i>			\$4,047.01
<b>10-5610-13</b>						
<b>Account: 10-5610-13 (Library programs)</b>						
03/01/2023			<i>Account Beginning Balance</i>			\$476.39
03/31/2023			<i>Account Net Change</i>			\$0.00
03/31/2023			<i>Account Ending Balance</i>			\$476.39
<b>10-5610-20</b>						
<b>Account: 10-5610-20 (Library programs)</b>						
03/01/2023			<i>Account Beginning Balance</i>			\$26,836.22
03/01/2023	8927-13	Accounts Payable	Noe I Perez-Fandom Fest performance (03/04/23)	\$100.00		
03/01/2023	8927-15	Accounts Payable	Richard Aspen-Fandom Fest performance (03/04/23)	\$200.00		
03/01/2023	8927-139	Accounts Payable	Elizabeth MacKinney-Airbrush Artist Service - Rerr	\$225.00		
03/08/2023	8948-35	Accounts Payable	Carlynn Lloyd dba Tri-Tri-L-Co Music	\$615.00		
03/08/2023	8948-37	Accounts Payable	Jennifer Hart-Fidget Quilt Program	\$150.00		
03/08/2023	8948-39	Accounts Payable	Alanne Ori-Book Discussions (03.16.23)	\$50.00		
03/08/2023	8948-41	Accounts Payable	Historic Voices-Women Lighthouse Keepers of An	\$250.00		
03/08/2023	8948-47	Accounts Payable	First Bankcard-American Buttons for AS	\$422.13		
03/08/2023	8948-53	Accounts Payable	First Bankcard-American Button for AS	\$46.63		
03/08/2023	8948-76	Accounts Payable	First Bankcard-JPPlus.com /Notebooks & name ta	\$0.63		
03/08/2023	8948-96	Accounts Payable	First Bankcard-Relish order for AS	\$249.92		
03/08/2023	8948-100	Accounts Payable	First Bankcard-For Feb 2023 LIT	\$100.00		
03/08/2023	8948-114	Accounts Payable	Amazon Capital Servi-Plastic Forks	\$8.90		
03/15/2023	8962-77	Accounts Payable	Amazon Capital Servi-For June Crafts	\$142.61		
03/22/2023	8927-94	Accounts Payable	Elgin Symphony Orche-ESO Listeners Club	\$76.68		
03/22/2023	8969-17	Accounts Payable	Amazon Capital Servi-Summer 2023 Crafts	\$77.64		
03/22/2023	8969-39	Accounts Payable	Leslie Goddard-Lady Bird Johnson Program	\$400.00		
03/22/2023	8969-43	Accounts Payable	Karen Fotopoulos-Yoga for teens	\$90.00		
03/23/2023	Summarize	Accounts Payable		\$221.37		
03/23/2023	8971-4	Accounts Payable	REVERSE-ADJUST-Amazon Capital Servi-1XPR-N6		\$211.92	
03/23/2023	8971-7	Accounts Payable	ADJUST-Elgin Symphony Orche-ESO Listeners Clu	\$76.68		
03/29/2023	8987-23	Accounts Payable	Amazon Capital Servi-Shower Steamers program	\$310.47		
03/29/2023	8987-223	Accounts Payable	Amazon Capital Servi-missing stickers - CM attach	\$6.99		
03/29/2023	8987-229	Accounts Payable	Amazon Capital Servi-13NQ-M9MR-HDXM		\$5.99	
				\$3,820.65	\$217.91	
03/31/2023			<i>Account Net Change</i>			\$3,602.74
03/31/2023			<i>Account Ending Balance</i>			\$30,438.96
<b>10-5610-30</b>						
<b>Account: 10-5610-30 (Library programs)</b>						
03/01/2023			<i>Account Beginning Balance</i>			\$27.48

# Barrington Public Library District

## Account Distribution

### General Fund

Date	Trans.	Journal	Reference	Debit Amount	Credit Amount	Balance
<b>Account: 10-5610-30 (Library programs)</b>						
03/31/2023						\$0.00
			<i>Account Net Change</i>			<u>\$0.00</u>
03/31/2023						\$27.48
			<i>Account Ending Balance</i>			<u><u>\$27.48</u></u>
<b>10-5610-60</b>						
<b>Account: 10-5610-60 (Library programs)</b>						
03/01/2023						\$8,326.86
			<i>Account Beginning Balance</i>			<u>\$8,326.86</u>
03/08/2023	8948-45	Accounts Payable	First Bankcard-Joann for YS	\$56.85		
03/08/2023	8948-49	Accounts Payable	First Bankcard-Target for YS	\$16.00		
03/08/2023	8948-108	Accounts Payable	First Bankcard-Merry Makers for YS	\$26.48		
03/08/2023	8948-116	Accounts Payable	Amazon Capital Servi-YS Program	\$14.99		
03/08/2023	8948-142	Accounts Payable	First Bankcard-ikea		\$2.24	
03/15/2023	8962-15	Accounts Payable	Amazon Capital Servi-Ziploc storage bags	\$34.75		
03/22/2023	8969-41	Accounts Payable	Scott Green-Family Magic Show	\$600.00		
03/29/2023	8987-1	Accounts Payable	Amazon Capital Servi-Short paid no deliverable g	\$45.81		
03/29/2023	8987-3	Accounts Payable	Amazon Capital Servi-1NNT-DNNG-PVRP		\$29.94	
03/29/2023	8987-7	Accounts Payable	Amazon Capital Servi-1MJG-KX3N-PNFT		\$15.78	
03/29/2023	8987-221	Accounts Payable	Parties with Charact-Deposit for 8/8/2023 Event	\$294.00		
				<u>\$1,088.88</u>	<u>\$47.96</u>	
03/31/2023						\$1,040.92
			<i>Account Net Change</i>			<u>\$1,040.92</u>
03/31/2023						\$9,367.78
			<i>Account Ending Balance</i>			<u><u>\$9,367.78</u></u>
<b>10-5700-50</b>						
<b>Account: 10-5700-50 (Processing supplies)</b>						
03/01/2023						\$3,370.83
			<i>Account Beginning Balance</i>			<u>\$3,370.83</u>
03/15/2023	8962-121	Accounts Payable	Demco-Removable Tape, Label Protectors, Spine	\$468.16		
				<u>\$468.16</u>	<u>\$0.00</u>	
03/31/2023						\$468.16
			<i>Account Net Change</i>			<u>\$468.16</u>
03/31/2023						\$3,838.99
			<i>Account Ending Balance</i>			<u><u>\$3,838.99</u></u>
<b>10-5710-50</b>						
<b>Account: 10-5710-50 (Online Computer Library Center)</b>						
03/01/2023						\$33,488.45
			<i>Account Beginning Balance</i>			<u>\$33,488.45</u>
03/31/2023						\$0.00
			<i>Account Net Change</i>			<u>\$0.00</u>
03/31/2023						\$33,488.45
			<i>Account Ending Balance</i>			<u><u>\$33,488.45</u></u>
<b>10-6100-10</b>						
<b>Account: 10-6100-10 (Departmental supplies)</b>						
03/01/2023						\$511.40
			<i>Account Beginning Balance</i>			<u>\$511.40</u>
03/31/2023						\$0.00
			<i>Account Net Change</i>			<u>\$0.00</u>
03/31/2023						\$511.40
			<i>Account Ending Balance</i>			<u><u>\$511.40</u></u>
<b>10-6100-11</b>						
<b>Account: 10-6100-11 (Departmental supplies)</b>						
03/01/2023						\$2,984.36
			<i>Account Beginning Balance</i>			<u>\$2,984.36</u>
03/08/2023	8948-122	Accounts Payable	First Bankcard-Testing - should receive credit	\$0.30		
03/22/2023	8969-19	Accounts Payable	Amazon Capital Servi-Cables, Laptop Case & Cabl	\$169.04		
03/29/2023	8987-168	Accounts Payable	Amazon Capital Servi-Computer Speaker System	\$197.89		

# Barrington Public Library District

## Account Distribution

### General Fund

Date	Trans.	Journal	Reference	Debit Amount	Credit Amount	Balance
<b>Account:</b>	<b>10-6100-11 (Departmental supplies)</b>					
				\$367.23	\$0.00	
03/31/2023			<i>Account Net Change</i>			\$367.23
03/31/2023			<i>Account Ending Balance</i>			<u>\$3,351.59</u>
<b>10-6100-12</b>	<b>10-6100-12 (Departmental supplies)</b>					
03/01/2023			<i>Account Beginning Balance</i>			\$58.04
03/31/2023			<i>Account Net Change</i>			\$0.00
03/31/2023			<i>Account Ending Balance</i>			<u>\$58.04</u>
<b>10-6100-13</b>	<b>10-6100-13 (Departmental supplies)</b>					
03/01/2023			<i>Account Beginning Balance</i>			\$2,231.84
03/31/2023			<i>Account Net Change</i>			\$0.00
03/31/2023			<i>Account Ending Balance</i>			<u>\$2,231.84</u>
<b>10-6100-40</b>	<b>10-6100-40 (Departmental supplies)</b>					
03/01/2023			<i>Account Beginning Balance</i>			\$4,277.73
03/31/2023			<i>Account Net Change</i>			\$0.00
03/31/2023			<i>Account Ending Balance</i>			<u>\$4,277.73</u>
<b>10-6100-60</b>	<b>10-6100-60 (Departmental supplies)</b>					
03/01/2023			<i>Account Beginning Balance</i>			\$0.00
03/15/2023	8962-45	Accounts Payable	Amazon Capital Servi-5 pocket mesh hanging folc	\$45.78		
03/15/2023	8962-47	Accounts Payable	Amazon Capital Servi-Magnetic Marker Holder	\$8.99		
03/22/2023	8969-37	Accounts Payable	Amazon Capital Servi-Hangng folders (returned)	\$47.10		
03/22/2023	8969-59	Accounts Payable	Amazon Capital Servi-13CX-TKC4-1D1L		\$19.65	
03/22/2023	8969-69	Accounts Payable	Amazon Capital Servi-1THC-PQNK-1CCK		\$19.65	
03/29/2023	8987-174	Accounts Payable	Amazon Capital Servi-Desk Organizer	\$19.99		
03/29/2023	8987-176	Accounts Payable	Amazon Capital Servi-Plastic Folders w/Pockets	\$6.99		
				<u>\$128.85</u>	<u>\$39.30</u>	
03/31/2023			<i>Account Net Change</i>			\$89.55
03/31/2023			<i>Account Ending Balance</i>			<u>\$89.55</u>
<b>10-6200-10</b>	<b>10-6200-10 (Office supplies)</b>					
03/01/2023			<i>Account Beginning Balance</i>			\$2,468.08
03/01/2023	8927-9	Accounts Payable	Amazon Capital Servi-Restock Office Supplies	\$176.03		
03/01/2023	8927-11	Accounts Payable	Amazon Capital Servi-Acrylic Name Plate	\$32.99		
03/01/2023	8927-104	Accounts Payable	Amazon Capital Servi-File Folders	\$23.04		
03/08/2023	8948-27	Accounts Payable	Amazon Capital Servi-Dry Erase Markers	\$19.76		
03/29/2023	8987-120	Accounts Payable	Amazon Capital Servi-Restock Office Supplies	\$173.26		
				<u>\$425.08</u>	<u>\$0.00</u>	
03/31/2023			<i>Account Net Change</i>			\$425.08
03/31/2023			<i>Account Ending Balance</i>			<u>\$2,893.16</u>
<b>10-6300-10</b>	<b>10-6300-10 (Postage)</b>					

# Barrington Public Library District

## Account Distribution

### General Fund

Date	Trans.	Journal	Reference	Debit Amount	Credit Amount	Balance
<b>Account: 10-6300-10 (Postage)</b>						
03/01/2023			<i>Account Beginning Balance</i>			\$17,593.91
03/08/2023	8948-55	Accounts Payable	First Bankcard-Stamps/Postage	\$2,034.99		
03/22/2023	8969-31	Accounts Payable	The UPS Store #2509-Return to Univ. of Washingt	\$36.55		
				<u>\$2,071.54</u>	<u>\$0.00</u>	
03/31/2023			<i>Account Net Change</i>			<u>\$2,071.54</u>
03/31/2023			<i>Account Ending Balance</i>			<u>\$19,665.45</u>
<b>10-6400-13</b>						
<b>Account: 10-6400-13 (Promotional &amp; display materials)</b>						
03/01/2023			<i>Account Beginning Balance</i>			\$14,697.05
03/01/2023	8927-1	Accounts Payable	Amazon Capital Servi-Round Labels for Borrow by	\$84.95		
03/01/2023	8927-102	Accounts Payable	Amazon Capital Servi-Green Envelopes	\$15.95		
03/08/2023	8948-29	Accounts Payable	Amazon Capital Servi-Heavy Duty Sign Holder	\$34.89		
03/08/2023	8948-59	Accounts Payable	First Bankcard-Lots and found post it notes	\$59.98		
03/08/2023	8948-61	Accounts Payable	First Bankcard-Embroidery for shirt	\$20.00		
03/15/2023	8962-180	Accounts Payable	4imprint, Inc.-Bookmark/Ruler. Logo umbrellas/ice	\$1,375.73		
03/22/2023	8948-106	Accounts Payable	Minuteman Press Barr-Library Newsletters - April	\$1,150.00		
03/22/2023	8969-11	Accounts Payable	signpalace inc.-New signage/branding for South E	\$2,865.00		
03/29/2023	8987-41	Accounts Payable	Amazon Capital Servi-Luggage Tags	\$26.99		
				<u>\$5,633.49</u>	<u>\$0.00</u>	
03/31/2023			<i>Account Net Change</i>			<u>\$5,633.49</u>
03/31/2023			<i>Account Ending Balance</i>			<u>\$20,330.54</u>
<b>10-6500-10</b>						
<b>Account: 10-6500-10 (Fees &amp; Service Charges)</b>						
03/01/2023			<i>Account Beginning Balance</i>			\$24,122.78
03/08/2023	8948-43	Accounts Payable	First Bankcard-1099 Misc. & 1099 NEC filings	\$49.90		
03/10/2023	8947-2	Journal Entry	Payroll & Settment of Taxes	\$1,298.09		
03/14/2023	8962-1	Accounts Payable	ADJUST-Today's Business Sol-3rd Qtr Fax Program	\$25.92		
03/24/2023	8968-2	Journal Entry	Payroll & Settment of Taxes	\$985.83		
03/31/2023	8995-3	Journal Entry	Merchant Account Activity	\$123.06		
03/31/2023	8997-1	Journal Entry	Barrington Bank Fees	\$230.55		
				<u>\$2,713.35</u>	<u>\$0.00</u>	
03/31/2023			<i>Account Net Change</i>			<u>\$2,713.35</u>
03/31/2023			<i>Account Ending Balance</i>			<u>\$26,836.13</u>
<b>10-7500-10</b>						
<b>Account: 10-7500-10 (Security)</b>						
03/01/2023			<i>Account Beginning Balance</i>			\$1,266.00
03/31/2023			<i>Account Net Change</i>			<u>\$0.00</u>
03/31/2023			<i>Account Ending Balance</i>			<u>\$1,266.00</u>
<b>10-7600-10</b>						
<b>Account: 10-7600-10 (Utilities-electric)</b>						
03/01/2023			<i>Account Beginning Balance</i>			\$68,786.17
03/08/2023	8948-86	Accounts Payable	MidAmerican Energy C-Utilities-Electricity	\$5,107.40		
				<u>\$5,107.40</u>	<u>\$0.00</u>	
03/31/2023			<i>Account Net Change</i>			<u>\$5,107.40</u>
03/31/2023			<i>Account Ending Balance</i>			<u>\$73,893.57</u>

# Barrington Public Library District

## Account Distribution

### General Fund

Date	Trans.	Journal	Reference	Debit Amount	Credit Amount	Balance
<b>10-7610-10</b>						
<b>Account: 10-7610-10 (Utilities-gas)</b>						
03/01/2023			Account Beginning Balance			\$17,959.90
03/31/2023			Account Net Change			\$0.00
03/31/2023			Account Ending Balance			<u>\$17,959.90</u>
<b>10-7620-10</b>						
<b>Account: 10-7620-10 (Utilities-water, sewer)</b>						
03/01/2023			Account Beginning Balance			\$5,322.06
03/31/2023			Account Net Change			\$0.00
03/31/2023			Account Ending Balance			<u>\$5,322.06</u>
<b>10-7630-10</b>						
<b>Account: 10-7630-10 (Utilities-Garbage)</b>						
03/01/2023			Account Beginning Balance			\$2,804.06
03/08/2023	8948-126	Accounts Payable	Groot Inc-Garbage & Recycling	\$358.30		
				\$358.30	\$0.00	
03/31/2023			Account Net Change			\$358.30
03/31/2023			Account Ending Balance			<u>\$3,162.36</u>
<b>10-7700-10</b>						
<b>Account: 10-7700-10 (Telephone)</b>						
03/01/2023			Account Beginning Balance			\$30,434.90
03/08/2023	8948-118	Accounts Payable	First Bankcard-ComCast Business	\$482.50		
03/08/2023	8948-124	Accounts Payable	AT&T Mobility-Cellular Service	\$1,029.86		
03/08/2023	8948-130	Accounts Payable	Technology Managemen-Communication Charge:	\$950.00		
03/08/2023	8948-132	Accounts Payable	AT&T-Phone Bill 2/16/23-3/15/23	\$7,205.06		
03/10/2023	8947-25	Journal Entry	Payroll & Settlnent of Taxes	\$45.00		
03/24/2023	8968-24	Journal Entry	Payroll & Settlnent of Taxes	\$45.00		
03/29/2023	8987-25	Accounts Payable	Peerless Network, In-Phone Service	\$464.34		
				\$10,221.76	\$0.00	
03/31/2023			Account Net Change			\$10,221.76
03/31/2023			Account Ending Balance			<u>\$40,656.66</u>
<b>10-7810-30</b>						
<b>Account: 10-7810-30 (Building maintenance &amp; repair)</b>						
03/01/2023			Account Beginning Balance			\$60.00
03/01/2023	8929-4	Accounts Payable	REVERSE-ADJUST-Village of Barringto-0003826		\$60.00	
				\$0.00	\$60.00	
03/31/2023			Account Net Change			(\$60.00)
03/31/2023			Account Ending Balance			<u>\$0.00</u>
<b>10-7820-10</b>						
<b>Account: 10-7820-10 (Equipment maintenance)</b>						
03/01/2023			Account Beginning Balance			\$22,288.17
03/31/2023			Account Net Change			\$0.00
03/31/2023			Account Ending Balance			<u>\$22,288.17</u>
<b>10-7821-10</b>						
<b>Account: 10-7821-10 (Piano maintenance)</b>						
03/01/2023			Account Beginning Balance			\$350.00

# Barrington Public Library District

## Account Distribution

### General Fund

Date	Trans.	Journal	Reference	Debit Amount	Credit Amount	Balance
<b>Account: 10-7821-10 (Piano maintenance)</b>						
03/15/2023	8962-159	Accounts Payable	A Joyful Sound Inc-Kawai Tuning	\$175.00		
				\$175.00	\$0.00	
03/31/2023			<i>Account Net Change</i>			\$175.00
03/31/2023			<i>Account Ending Balance</i>			\$525.00
<b>10-8300-40</b>						
<b>Account: 10-8300-40 (Furniture, Fixtures &amp; Equipment)</b>						
03/01/2023			<i>Account Beginning Balance</i>			\$2,250.09
03/01/2023	8948-1	Accounts Payable	Interior Investments-Board Removal & Re-installation	\$520.00		
				\$520.00	\$0.00	
03/31/2023			<i>Account Net Change</i>			\$520.00
03/31/2023			<i>Account Ending Balance</i>			\$2,770.09
<b>10-8400-11</b>						
<b>Account: 10-8400-11 (Technology Hardware)</b>						
03/01/2023			<i>Account Beginning Balance</i>			\$59,304.97
03/08/2023	8948-25	Accounts Payable	Dell Marketing L P-Computers, towers and display	\$61,289.00		
03/08/2023	8948-138	Accounts Payable	First Bankcard-Refurbished ShoreTel Phone	\$46.44		
03/08/2023	8948-140	Accounts Payable	First Bankcard-Refurbished ShoreTel Phone	\$44.00		
03/08/2023	8948-146	Accounts Payable	First Bankcard-8500A		\$44.00	
03/15/2023	8962-17	Accounts Payable	Amazon Capital Servi-Cables	\$94.42		
03/15/2023	8962-59	Accounts Payable	Dell Marketing L P-Port Covers, Display, Monitor & Mouse	\$2,044.29		
03/29/2023	8987-17	Accounts Payable	CDW Government-Headphones, Monitor, Mouse & Keyboard	\$793.31		
03/29/2023	8987-47	Accounts Payable	CDW Government-Power Cord Splitter & Cable Assemblies	\$78.94		
03/29/2023	8987-170	Accounts Payable	Dell Marketing L P-PowerEdge R350 Server	\$4,961.26		
03/29/2023	8987-172	Accounts Payable	CDW Government-Galaxy Buds	\$212.74		
				\$69,564.40	\$44.00	
03/31/2023			<i>Account Net Change</i>			\$69,520.40
03/31/2023			<i>Account Ending Balance</i>			\$128,825.37
<b>10-8400-12</b>						
<b>Account: 10-8400-12 (Technology Hardware)</b>						
03/01/2023			<i>Account Beginning Balance</i>			\$3,662.98
03/08/2023	8948-79	Accounts Payable	First Bankcard-American Button for DS	\$578.65		
03/08/2023	8948-80	Accounts Payable	First Bankcard-Lulzbot for DS	\$639.83		
				\$1,218.48	\$0.00	
03/31/2023			<i>Account Net Change</i>			\$1,218.48
03/31/2023			<i>Account Ending Balance</i>			\$4,881.46
<b>10-8410-11</b>						
<b>Account: 10-8410-11 (Technology Contingency)</b>						
03/01/2023			<i>Account Beginning Balance</i>			\$6,996.52
03/31/2023			<i>Account Net Change</i>			\$0.00
03/31/2023			<i>Account Ending Balance</i>			\$6,996.52
<b>10-8500-11</b>						
<b>Account: 10-8500-11 (Software &amp; Subscriptions)</b>						
03/01/2023			<i>Account Beginning Balance</i>			\$158,074.65
03/01/2023	8927-3	Accounts Payable	ArchiveSocial, Inc.-Social Media Archiving	\$4,193.00		
03/01/2023	8927-98	Accounts Payable	Innovative Interface-Polaris Off Hour Upgrade	\$3,000.00		



# Barrington Public Library District

## Account Distribution

### General Fund

Date	Trans.	Journal	Reference	Debit Amount	Credit Amount	Balance
<b>Account: 10-8500-11 (Software &amp; Subscriptions)</b>						
03/02/2023	8938-12	Accounts Payable	REVERSE-ADJUST-Patron Point-1852		\$330.30	
03/03/2023	8938-4	Accounts Payable	REVERSE-ADJUST-Patron Point-1587		\$38.70	
03/03/2023	8938-8	Accounts Payable	REVERSE-ADJUST-Patron Point-1725		\$91.80	
03/08/2023	8948-110	Accounts Payable	CDW Government-Office 365 Renewal	\$3,998.70		
03/08/2023	8948-120	Accounts Payable	First Bankcard-LogMeIn Pro Renewal	\$1,999.99		
03/15/2023	8962-31	Accounts Payable	Security Metrics-PCI Compliance Monitoring	\$4,740.00		
03/15/2023	8962-33	Accounts Payable	CDW Government-VMware vRealize, VSphere & v	\$15,200.66		
03/29/2023	8987-31	Accounts Payable	CDW Government-USBC to USBA Cable	\$14.98		
03/29/2023	8987-43	Accounts Payable	CDW Government-Maintenance Renewals	\$500.44		
03/29/2023	8987-45	Accounts Payable	CDW Government-External HD	\$164.27		
				\$33,812.04	\$460.80	
03/31/2023			<i>Account Net Change</i>			\$33,351.24
03/31/2023			<i>Account Ending Balance</i>			\$191,425.89
<b>10-8500-12</b>						
<b>Account: 10-8500-12 (Software &amp; Subscriptions)</b>						
03/01/2023			<i>Account Beginning Balance</i>			\$5,631.98
03/31/2023			<i>Account Net Change</i>			\$0.00
03/31/2023			<i>Account Ending Balance</i>			\$5,631.98
<b>10-8500-13</b>						
<b>Account: 10-8500-13 (Software &amp; Subscriptions)</b>						
03/01/2023			<i>Account Beginning Balance</i>			\$12,206.57
03/02/2023	8938-9	Accounts Payable	ADJUST-Patron Point-Verify Transaction Fees	\$330.30		
03/03/2023	8938-1	Accounts Payable	ADJUST-Patron Point-Verify Transaction Fees Apri	\$38.70		
03/03/2023	8938-5	Accounts Payable	ADJUST-Patron Point-Phone Service	\$91.80		
03/08/2023	8948-57	Accounts Payable	First Bankcard-Annual Subscription - software (for	\$349.00		
03/08/2023	8948-98	Accounts Payable	First Bankcard-Monthly Adobe Stock	\$79.99		
03/29/2023	8987-11	Accounts Payable	Patron Point-Software Subscription	\$1,322.19		
				\$2,211.98	\$0.00	
03/31/2023			<i>Account Net Change</i>			\$2,211.98
03/31/2023			<i>Account Ending Balance</i>			\$14,418.55
<b>10-8500-50</b>						
<b>Account: 10-8500-50 (Software &amp; Subscriptions)</b>						
03/01/2023			<i>Account Beginning Balance</i>			\$0.00
03/29/2023	8987-87	Accounts Payable	Ebsco Information Se-Zepheira	\$7,956.00		
				\$7,956.00	\$0.00	
03/31/2023			<i>Account Net Change</i>			\$7,956.00
03/31/2023			<i>Account Ending Balance</i>			\$7,956.00
<b>10-9100-00</b>						
<b>Account: 10-9100-00 (Legal fees)</b>						
03/01/2023			<i>Account Beginning Balance</i>			\$13,167.64
03/01/2023	8927-17	Accounts Payable	Klein, Thorpe and Je-General & PTAB - Legal Servi	\$2,618.80		
03/29/2023	8987-217	Accounts Payable	Klein, Thorpe and Je-General and PTAB - Legal Sei	\$499.00		
				\$3,117.80	\$0.00	
03/31/2023			<i>Account Net Change</i>			\$3,117.80
03/31/2023			<i>Account Ending Balance</i>			\$16,285.44

# Barrington Public Library District

## Account Distribution

### General Fund

Date	Trans.	Journal	Reference	Debit Amount	Credit Amount	Balance
<b>10-9110-10</b>						
<b>Account: 10-9110-10 (Legal expenses)</b>						
03/01/2023						Account Beginning Balance \$237.60
03/31/2023						Account Net Change \$0.00
03/31/2023						Account Ending Balance <u>\$237.60</u>
<b>10-9200-00</b>						
<b>Account: 10-9200-00 (Consultant fees)</b>						
03/01/2023						Account Beginning Balance \$3,708.75
03/15/2023	8962-97	Accounts Payable	Meristem Advisors LL-Budget Analysis and Foreca	\$3,300.00		
				\$3,300.00	\$0.00	
03/31/2023						Account Net Change \$3,300.00
03/31/2023						Account Ending Balance <u>\$7,008.75</u>
<b>10-9200-10</b>						
<b>Account: 10-9200-10 (Consultant fees)</b>						
03/01/2023						Account Beginning Balance \$10,190.00
03/31/2023						Account Net Change \$0.00
03/31/2023						Account Ending Balance <u>\$10,190.00</u>
<b>10-9200-11</b>						
<b>Account: 10-9200-11 (Consultant fees)</b>						
03/01/2023						Account Beginning Balance \$32,725.00
03/08/2023	8948-112	Accounts Payable	Virtek-Vcare & Support Monthly Services	\$4,235.00		
				\$4,235.00	\$0.00	
03/31/2023						Account Net Change \$4,235.00
03/31/2023						Account Ending Balance <u>\$36,960.00</u>
<b>10-9200-13</b>						
<b>Account: 10-9200-13 (Consultant fees)</b>						
03/01/2023						Account Beginning Balance \$310.00
03/31/2023						Account Net Change \$0.00
03/31/2023						Account Ending Balance <u>\$310.00</u>
<b>10-9500-00</b>						
<b>Account: 10-9500-00 (Trustee expense)</b>						
03/01/2023						Account Beginning Balance \$211.76
03/31/2023						Account Net Change \$0.00
03/31/2023						Account Ending Balance <u>\$211.76</u>
<b>10-9500-10</b>						
<b>Account: 10-9500-10 (Trustee expense)</b>						
03/01/2023						Account Beginning Balance \$1,137.21
03/31/2023						Account Net Change \$0.00
03/31/2023						Account Ending Balance <u>\$1,137.21</u>
<b>10-9600-00</b>						
<b>Account: 10-9600-00 (Audit expense)</b>						
03/01/2023						Account Beginning Balance \$13,200.00

# Barrington Public Library District

## Account Distribution

### General Fund

Date	Trans.	Journal	Reference	Debit Amount	Credit Amount	Balance
<b>Account:</b>	<b>10-9600-00</b>	<b>(Audit expense)</b>				
03/31/2023			<i>Account Net Change</i>			\$0.00
03/31/2023			<i>Account Ending Balance</i>			<u>\$13,200.00</u>
03/01/2023				<i>Fund Beginning Balance</i>		\$3,696,865.44
03/31/2023				<i>Fund Net Change</i>		<u>\$542,693.51</u>
03/31/2023				<i>Fund Ending Balance</i>		<u>\$4,239,558.95</u>
03/01/2023				<i>Grand Total Beginning Balance</i>		\$3,696,865.44
03/31/2023				<i>Grand Total Net Change</i>		<u>\$542,693.51</u>
03/31/2023				<i>Grand Total Ending Balance</i>		<u>\$4,239,558.95</u>

# Barrington Public Library District

## Account Distribution

### Other Funds

Date	Trans.	Journal	Reference	Debit Amount	Credit Amount	Balance
<b>30-4500-00</b>						
<b>Account: 30-4500-00 (IMRF)</b>						
03/01/2023						Account Beginning Balance \$201,155.69
03/29/2023	9000-4	Journal Entry	IMRF funding and payment	\$17,911.73		
				\$17,911.73	\$0.00	
03/31/2023						Account Net Change \$17,911.73
03/31/2023						Account Ending Balance \$219,067.42
03/01/2023						Fund Beginning Balance \$201,155.69
03/31/2023						Fund Net Change \$17,911.73
03/31/2023						Fund Ending Balance \$219,067.42
<b>35-4100-00</b>						
<b>Account: 35-4100-00 (FICA employer)</b>						
03/01/2023						Account Beginning Balance \$135,447.98
03/10/2023	8947-33	Journal Entry	Payroll & Settlement of Taxes	\$7,952.53		
03/24/2023	8968-29	Journal Entry	Payroll & Settlement of Taxes	\$7,744.83		
				\$15,697.36	\$0.00	
03/31/2023						Account Net Change \$15,697.36
03/31/2023						Account Ending Balance \$151,145.34
<b>35-4200-00</b>						
<b>Account: 35-4200-00 (Medicare employer)</b>						
03/01/2023						Account Beginning Balance \$31,677.37
03/10/2023	8947-34	Journal Entry	Payroll & Settlement of Taxes	\$1,859.86		
03/24/2023	8968-30	Journal Entry	Payroll & Settlement of Taxes	\$1,811.29		
				\$3,671.15	\$0.00	
03/31/2023						Account Net Change \$3,671.15
03/31/2023						Account Ending Balance \$35,348.52
03/01/2023						Fund Beginning Balance \$167,125.35
03/31/2023						Fund Net Change \$19,368.51
03/31/2023						Fund Ending Balance \$186,493.86
<b>50-6500-10</b>						
<b>Account: 50-6500-10 (Fees &amp; Service Charges)</b>						
03/01/2023						Account Beginning Balance \$1,661.04
03/31/2023						Account Net Change \$0.00
03/31/2023						Account Ending Balance \$1,661.04
<b>50-8200-00</b>						
<b>Account: 50-8200-00 (Library Building &amp; Grounds Renovation)</b>						
03/01/2023						Account Beginning Balance \$463,479.73
03/22/2023	8969-33	Accounts Payable	Engberg Anderson, In-Generator - Phase 1 #3	\$1,844.37		
03/22/2023	8969-45	Accounts Payable	Cummins Sales and Se-50% Deposit	\$28,017.50		
03/29/2023	8987-57	Accounts Payable	Interior Investments-Dry Erase Boards	\$941.00		
				\$30,802.87	\$0.00	
03/31/2023						Account Net Change \$30,802.87
03/31/2023						Account Ending Balance \$494,282.60

# Barrington Public Library District

## Account Distribution

### Other Funds

Date	Trans.	Journal	Reference	Debit Amount	Credit Amount	Balance
03/01/2023					<i>Fund Beginning Balance</i>	\$465,140.77
03/31/2023					<i>Fund Net Change</i>	\$30,802.87
03/31/2023					<i>Fund Ending Balance</i>	\$495,943.64
<b>60-7400-10</b>						
<b>Account: 60-7400-10 (Business Insurance)</b>						
03/01/2023					<i>Account Beginning Balance</i>	\$66,095.72
03/08/2023	8959-1	Accounts Payable	ADJUST-LIMRiCC Unemployment-Q3 2022 Unemj	\$554.60		
03/08/2023	8959-13	Accounts Payable	ADJUST-LIMRiCC Unemployment-Q4 2022 Unemj	\$286.68		
03/08/2023	8958-4	Journal Entry	Harford WC Audit credit		\$819.00	
				<u>\$841.28</u>	<u>\$819.00</u>	
03/31/2023					<i>Account Net Change</i>	\$22.28
03/31/2023					<i>Account Ending Balance</i>	\$66,118.00
03/01/2023					<i>Fund Beginning Balance</i>	\$66,095.72
03/31/2023					<i>Fund Net Change</i>	\$22.28
03/31/2023					<i>Fund Ending Balance</i>	\$66,118.00
<b>70-7300-00</b>						
<b>Account: 70-7300-00 (Rental Spaces)</b>						
03/01/2023					<i>Account Beginning Balance</i>	\$840.00
03/31/2023					<i>Account Net Change</i>	\$0.00
03/31/2023					<i>Account Ending Balance</i>	\$840.00
<b>70-7610-10</b>						
<b>Account: 70-7610-10 (Utilities-gas)</b>						
03/01/2023					<i>Account Beginning Balance</i>	\$0.00
03/08/2023	8948-102	Accounts Payable	Nicor Gas-Utilities	\$4,109.27		
				<u>\$4,109.27</u>	<u>\$0.00</u>	
03/31/2023					<i>Account Net Change</i>	\$4,109.27
03/31/2023					<i>Account Ending Balance</i>	\$4,109.27
<b>70-7620-10</b>						
<b>Account: 70-7620-10 (Utilities-water, sewer)</b>						
03/01/2023					<i>Account Beginning Balance</i>	\$0.00
03/08/2023	8948-134	Accounts Payable	Village of Barrington-Water & Sewer - January 2023	\$590.08		
				<u>\$590.08</u>	<u>\$0.00</u>	
03/31/2023					<i>Account Net Change</i>	\$590.08
03/31/2023					<i>Account Ending Balance</i>	\$590.08
<b>70-7810-30</b>						
<b>Account: 70-7810-30 (Building maintenance &amp; repair)</b>						
03/01/2023					<i>Account Beginning Balance</i>	\$76,663.84
03/01/2023	8927-19	Accounts Payable	Pure Water Concepts-P-12 Filter - Breakroom	\$238.00		
03/01/2023	8927-23	Accounts Payable	Program One-01/26/2023 Window Washing	\$1,228.00		
03/01/2023	8929-1	Accounts Payable	ADJUST-Village of Barrington-Elevator Inspection	\$60.00		
03/01/2023	8948-3	Accounts Payable	Complete Cleaning Co-February 2023 Cleaning	\$5,740.00		
03/08/2023	8948-88	Accounts Payable	A H Office Coffee Se-Filter Chabge (3 machines) +	\$199.50		
03/15/2023	8962-11	Accounts Payable	Carrier Corporation-Maintenance	\$979.00		
03/15/2023	8962-35	Accounts Payable	Contech MSI Co-Check Em Lights - 02.28.2023	\$445.00		
03/15/2023	8962-73	Accounts Payable	Metalmaster-Roofmast-Bi-Annual Service	\$947.00		
03/15/2023	8962-89	Accounts Payable	Cintas-Floor Mat Service	\$37.42		

# Barrington Public Library District

## Account Distribution

### Other Funds

Date	Trans.	Journal	Reference	Debit Amount	Credit Amount	Balance
<b>Account: 70-7810-30 (Building maintenance &amp; repair)</b>						
03/22/2023	8969-13	Accounts Payable	Complete Cleaning Co-March 2023 Cleaning	\$5,740.00		
03/22/2023	8969-25	Accounts Payable	Cintas-Floor Mat Service	\$37.42		
03/29/2023	8987-19	Accounts Payable	Reliable Fire Equipm-Safety Compliance Reporting	\$362.75		
03/29/2023	8987-27	Accounts Payable	Complete Cleaning Co-Saturday 3/4/2023 9am-6p	\$360.00		
03/29/2023	8987-122	Accounts Payable	Orkin Pest Control-March 2023 - Monthly Pest Sei	\$171.99		
				\$16,546.08	\$0.00	
03/31/2023			<i>Account Net Change</i>			\$16,546.08
03/31/2023			<i>Account Ending Balance</i>			\$93,209.92
<b>70-7811-30</b>						
<b>Account: 70-7811-30 (Bldg maintenance supplies)</b>						
03/01/2023			<i>Account Beginning Balance</i>			\$17,330.13
03/15/2023	8962-85	Accounts Payable	Facility Solutions G-Fluorescent Bulbs	\$755.93		
03/29/2023	8987-33	Accounts Payable	Amazon Capital Servi-Disposable Gloves	\$441.08		
				\$1,197.01	\$0.00	
03/31/2023			<i>Account Net Change</i>			\$1,197.01
03/31/2023			<i>Account Ending Balance</i>			\$18,527.14
<b>70-7812-30</b>						
<b>Account: 70-7812-30 (Repair Contingency)</b>						
03/01/2023			<i>Account Beginning Balance</i>			\$33,868.06
03/15/2023	8962-81	Accounts Payable	Door Service Inc-2nd Floor Emergency Exit issues	\$489.00		
03/22/2023	8969-76	Accounts Payable	Paice Electric Co., -Replace Ballasts & burnt out sc	\$3,751.75		
				\$4,240.75	\$0.00	
03/31/2023			<i>Account Net Change</i>			\$4,240.75
03/31/2023			<i>Account Ending Balance</i>			\$38,108.81
<b>70-7820-10</b>						
<b>Account: 70-7820-10 (Equipment maintenance)</b>						
03/01/2023			<i>Account Beginning Balance</i>			\$32,818.87
03/14/2023	8962-4	Accounts Payable	REVERSE-ADJUST-Today's Business Sol-010923-3i		\$25.92	
03/15/2023	8962-39	Accounts Payable	Marco Technologies L-Contract Base Rate to 4/5/i	\$531.96		
03/29/2023	8987-13	Accounts Payable	Allied Universal Tec-Yearly Service, Maint. & Softw	\$7,044.00		
03/29/2023	8987-49	Accounts Payable	Genesis Technologies-Copier/Printer Lease & Usa	\$1,437.99		
				\$9,013.95	\$25.92	
03/31/2023			<i>Account Net Change</i>			\$8,988.03
03/31/2023			<i>Account Ending Balance</i>			\$41,806.90
<b>70-7830-30</b>						
<b>Account: 70-7830-30 (Traffic light)</b>						
03/01/2023			<i>Account Beginning Balance</i>			\$3,087.42
03/01/2023	8927-129	Accounts Payable	State Treasurer-Traffic Light (July-Sept 2022)	\$1,543.71		
03/01/2023	8927-133	Accounts Payable	State Treasurer-Traffic Light (Oct-Dec 2022)	\$1,543.71		
				\$3,087.42	\$0.00	
03/31/2023			<i>Account Net Change</i>			\$3,087.42
03/31/2023			<i>Account Ending Balance</i>			\$6,174.84
<b>70-7840-30</b>						
<b>Account: 70-7840-30 (Site maintenance)</b>						

# Barrington Public Library District

## Account Distribution

### Other Funds

Date	Trans.	Journal	Reference	Debit Amount	Credit Amount	Balance
<b>Account: 70-7840-30 (Site maintenance)</b>						
03/01/2023			<i>Account Beginning Balance</i>			\$49,421.07
03/01/2023	8927-5	Accounts Payable	Doering Landscape Co-Dormant Pruning around e	\$500.00		
03/01/2023	8948-7	Accounts Payable	Tovar Snow Professio-Snow Plow, Salt and Ice Me	\$486.16		
03/01/2023	8948-11	Accounts Payable	Tovar Snow Professio-Snow Plow, Salt and Ice Me	\$1,218.32		
03/01/2023	8948-17	Accounts Payable	Tovar Snow Professio-Snow Plow, Salt and Ice Me	\$972.32		
03/01/2023	8948-21	Accounts Payable	Tovar Snow Professio-Snow Plow, Salt and Ice Me	\$486.16		
03/01/2023	8948-92	Accounts Payable	Tovar Snow Professio-Snow Plow, Salt and Ice Me	\$989.16		
03/15/2023	8962-19	Accounts Payable	Tovar Snow Professio-Snow Plow, Salt and Ice Me	\$1,924.32		
03/15/2023	8962-23	Accounts Payable	Tovar Snow Professio-Snow Plow, Salt and Ice Me	\$486.16		
03/15/2023	8962-27	Accounts Payable	Tovar Snow Professio-Snow Plow, Salt and Ice Me	\$1,924.32		
03/15/2023	8962-61	Accounts Payable	Tovar Snow Professio-Snow Plow, Salt and Ice Me	\$243.08		
03/15/2023	8962-65	Accounts Payable	Tovar Snow Professio-Snow Plow, Salt and Ice Me	\$243.08		
03/15/2023	8962-69	Accounts Payable	Tovar Snow Professio-Snow Plow, Salt and Ice Me	\$486.16		
				\$9,959.24	\$0.00	
03/31/2023			<i>Account Net Change</i>			\$9,959.24
03/31/2023			<i>Account Ending Balance</i>			\$59,380.31
<b>70-7841-30</b>						
<b>Account: 70-7841-30 (Site Contingency)</b>						
03/01/2023			<i>Account Beginning Balance</i>			\$60.00
03/29/2023	8987-37	Accounts Payable	Bartlett Tree Expert-Remove Storm Damaged Tree	\$3,000.00		
				\$3,000.00	\$0.00	
03/31/2023			<i>Account Net Change</i>			\$3,000.00
03/31/2023			<i>Account Ending Balance</i>			\$3,060.00
<b>70-7870-40</b>						
<b>Account: 70-7870-40 (Vehicle operation &amp; maintenance)</b>						
03/01/2023			<i>Account Beginning Balance</i>			\$5,540.25
03/08/2023	8948-82	Accounts Payable	ExxonMobil-Fuel for Van 01.25.23-02.21.23	\$377.53		
03/15/2023	8962-93	Accounts Payable	Wickstrom-Replace rear break light	\$19.88		
				\$397.41	\$0.00	
03/31/2023			<i>Account Net Change</i>			\$397.41
03/31/2023			<i>Account Ending Balance</i>			\$5,937.66
<b>70-8100-00</b>						
<b>Account: 70-8100-00 (Capital Assets)</b>						
03/01/2023			<i>Account Beginning Balance</i>			\$2,405.00
03/10/2023	8959-29	Accounts Payable	Village of Barringto-Permit for Pad for Lockers out	\$160.00		
				\$160.00	\$0.00	
03/31/2023			<i>Account Net Change</i>			\$160.00
03/31/2023			<i>Account Ending Balance</i>			\$2,565.00
03/01/2023					<i>Fund Beginning Balance</i>	\$222,034.64
03/31/2023					<i>Fund Net Change</i>	\$52,275.29
03/31/2023					<i>Fund Ending Balance</i>	\$274,309.93
<b>80-4400-10</b>						
<b>Account: 80-4400-10 (Unemployment insurance)</b>						
03/01/2023			<i>Account Beginning Balance</i>			\$841.28
03/08/2023	8959-4	Accounts Payable	REVERSE-ADJUST-LIMRICC Unemployment-09302		\$554.60	

# Barrington Public Library District

## Account Distribution

### Other Funds

Date	Trans.	Journal	Reference	Debit Amount	Credit Amount	Balance
<b>Account: 80-4400-10 (Unemployment insurance)</b>						
03/08/2023	8959-16	Accounts Payable	REVERSE-ADJUST-LIMRiCC Unemployment-Q4 20		\$286.68	
				\$0.00	\$841.28	
03/31/2023			<i>Account Net Change</i>			(\$841.28)
03/31/2023			<i>Account Ending Balance</i>			\$0.00
03/01/2023					<i>Fund Beginning Balance</i>	\$841.28
03/31/2023					<i>Fund Net Change</i>	(\$841.28)
03/31/2023					<i>Fund Ending Balance</i>	\$0.00
<b>90-4820-10</b>						
<b>Account: 90-4820-10 (Staff Expenses)</b>						
03/01/2023			<i>Account Beginning Balance</i>			\$105.00
03/31/2023			<i>Account Net Change</i>			\$0.00
03/31/2023			<i>Account Ending Balance</i>			\$105.00
<b>90-5610-20</b>						
<b>Account: 90-5610-20 (Library programs)</b>						
03/01/2023			<i>Account Beginning Balance</i>			\$400.00
03/31/2023			<i>Account Net Change</i>			\$0.00
03/31/2023			<i>Account Ending Balance</i>			\$400.00
<b>90-5610-60</b>						
<b>Account: 90-5610-60 (Library programs)</b>						
03/01/2023			<i>Account Beginning Balance</i>			\$685.95
03/29/2023	8987-180	Accounts Payable	Amazon Capital Servi-Summer reading 2023 prize	\$294.93		
				\$294.93	\$0.00	
03/31/2023			<i>Account Net Change</i>			\$294.93
03/31/2023			<i>Account Ending Balance</i>			\$980.88
<b>90-8200-00</b>						
<b>Account: 90-8200-00 (Library Building &amp; Grounds Renovation)</b>						
03/01/2023			<i>Account Beginning Balance</i>			\$0.00
03/15/2023	8962-55	Accounts Payable	Bartlett Tree Expert-02./27/2023 - Tree Removal p	\$27,980.00		
				\$27,980.00	\$0.00	
03/31/2023			<i>Account Net Change</i>			\$27,980.00
03/31/2023			<i>Account Ending Balance</i>			\$27,980.00
03/01/2023					<i>Fund Beginning Balance</i>	\$1,190.95
03/31/2023					<i>Fund Net Change</i>	\$28,274.93
03/31/2023					<i>Fund Ending Balance</i>	\$29,465.88
03/01/2023					<i>Grand Total Beginning Balance</i>	\$1,123,584.40
03/31/2023					<i>Grand Total Net Change</i>	\$147,814.33
03/31/2023					<i>Grand Total Ending Balance</i>	\$1,271,398.73



# Barrington Public Library District

## Bank Register Report - Operational Checking-Barrington Bank

Month of March 2023

Transaction	Transaction					
Number	Transaction Type	Date	Reference	Payments	Post Date	Status
1150	Bank Draft	03/08/2023	WEX Bank	\$377.53	03/08/2023	Voided
1151	Bank Draft	03/01/2023	First Bankcard	\$8,051.06	03/01/2023	Voided
1152	Bank Draft	03/08/2023	WEX Bank	\$377.53	03/08/2023	Cleared
1153	Bank Draft	03/01/2023	First Bankcard	\$8,051.06	03/01/2023	Cleared
1154	Bank Draft	03/15/2023	Nationwide Retirement Solutions	\$2,005.00	03/15/2023	Cleared
1155	Bank Draft	03/29/2023	Nationwide Retirement Solutions	\$2,005.00	03/29/2023	Cleared
11663	Computer Check	03/01/2023	Amazon Capital Services	\$706.43	03/01/2023	Cleared
11664	Computer Check	03/01/2023	ArchiveSocial, Inc.	\$4,193.00	03/01/2023	Cleared
11665	Computer Check	03/01/2023	Richard Aspen	\$200.00	03/01/2023	Cleared
11666	Computer Check	03/01/2023	Baker & Taylor Books	\$3,427.35	03/01/2023	Cleared
11667	Computer Check	03/01/2023	Doering Landscape Company	\$500.00	03/01/2023	Cleared
11668	Computer Check	03/01/2023	Elizabeth MacKinney	\$225.00	03/01/2023	Cleared
11669	Computer Check	03/01/2023	Info USA Marketing, Inc	\$9,300.00	03/01/2023	Cleared
11670	Computer Check	03/01/2023	Ingram Library Services	\$3,604.65	03/01/2023	Cleared
11671	Computer Check	03/01/2023	Innovative Interfaces Inc	\$3,000.00	03/01/2023	Cleared
11672	Computer Check	03/01/2023	Klein, Thorpe and Jenkins, Ltd.	\$2,618.80	03/01/2023	Cleared
11673	Computer Check	03/01/2023	Midwest Tape	\$2,465.23	03/01/2023	Cleared
11674	Computer Check	03/01/2023	Noe I Perez	\$100.00	03/01/2023	Outstanding
11675	Computer Check	03/01/2023	Program One	\$1,228.00	03/01/2023	Cleared
11676	Computer Check	03/01/2023	Pure Water Concepts	\$238.00	03/01/2023	Cleared
11677	Computer Check	03/01/2023	State Treasurer	\$3,087.42	03/01/2023	Cleared
11678	Computer Check	03/01/2023	Thomas Klise/Crimson Multimedia	\$90.18	03/01/2023	Cleared
11679	One-Time Check	03/01/2023	Linda Marcus Hochstein	\$26.95	03/01/2023	Cleared
11680	Computer Check	03/06/2023	Victoria Lee	\$30.00	03/06/2023	Cleared
11681	One-Time Check	03/08/2023	Caitlyn Neel	\$16.99	03/07/2023	Voided
11682	One-Time Check	03/08/2023	Helen Dever	\$15.48	03/07/2023	Voided
11683	Computer Check	03/08/2023	A H Office Coffee Services	\$339.80	03/08/2023	Voided
11684	Computer Check	03/08/2023	Alanne Ori	\$50.00	03/08/2023	Voided
11685	Computer Check	03/08/2023	Amazon Capital Services	\$257.54	03/08/2023	Voided
11686	Computer Check	03/08/2023	AT&T	\$7,205.06	03/08/2023	Voided
11687	Computer Check	03/08/2023	AT&T Mobility	\$1,029.86	03/08/2023	Voided
11688	Computer Check	03/08/2023	Carlyn Lloyd	\$615.00	03/08/2023	Voided
11689	Computer Check	03/08/2023	CDW Government	\$3,998.70	03/08/2023	Voided
11690	Computer Check	03/08/2023	Complete Cleaning Company	\$5,740.00	03/08/2023	Voided
11691	Computer Check	03/08/2023	Dell Marketing L P	\$61,289.00	03/08/2023	Voided
11692	Computer Check	03/08/2023	Ebsco Information Services	\$3,489.00	03/08/2023	Voided
11693	Computer Check	03/08/2023	Groot Inc	\$358.30	03/08/2023	Voided
11694	Computer Check	03/08/2023	Laura Keyes	\$250.00	03/08/2023	Voided
11695	Computer Check	03/08/2023	Interior Investments LLC	\$520.00	03/08/2023	Voided
11696	Computer Check	03/08/2023	Jennifer Hart	\$150.00	03/08/2023	Voided
11697	Computer Check	03/08/2023	MidAmerican Energy Company	\$5,107.40	03/08/2023	Voided
11698	Computer Check	03/08/2023	Nicor Gas	\$4,109.27	03/08/2023	Voided
11699	Computer Check	03/08/2023	Technology Management Rev Fund	\$950.00	03/08/2023	Voided
11700	Computer Check	03/08/2023	Tovar Snow Professionals	\$4,152.12	03/08/2023	Voided
11701	Computer Check	03/08/2023	Village of Barrington	\$590.08	03/08/2023	Voided
11702	Computer Check	03/08/2023	Virtek	\$4,235.00	03/08/2023	Voided
11703	Computer Check	03/08/2023	Wellness Insurance Network	\$39,064.69	03/08/2023	Voided
11704	Computer Check	03/08/2023	A H Office Coffee Services	\$339.80	03/08/2023	Cleared
11705	Computer Check	03/08/2023	Alanne Ori	\$50.00	03/08/2023	Cleared
11706	Computer Check	03/08/2023	Amazon Capital Services	\$257.54	03/08/2023	Cleared
11707	Computer Check	03/08/2023	AT&T	\$7,205.06	03/08/2023	Cleared
11708	Computer Check	03/08/2023	AT&T Mobility	\$1,029.86	03/08/2023	Cleared
11709	Computer Check	03/08/2023	Carlyn Lloyd	\$615.00	03/08/2023	Cleared
11710	Computer Check	03/08/2023	CDW Government	\$3,998.70	03/08/2023	Cleared
11711	Computer Check	03/08/2023	Complete Cleaning Company	\$5,740.00	03/08/2023	Cleared
11712	Computer Check	03/08/2023	Dell Marketing L P	\$61,289.00	03/08/2023	Cleared
11713	Computer Check	03/08/2023	Ebsco Information Services	\$3,489.00	03/08/2023	Cleared
11714	Computer Check	03/08/2023	Groot Inc	\$358.30	03/08/2023	Cleared
11715	Computer Check	03/08/2023	Laura Keyes	\$250.00	03/08/2023	Cleared
11716	Computer Check	03/08/2023	Interior Investments LLC	\$520.00	03/08/2023	Cleared
11717	Computer Check	03/08/2023	Jennifer Hart	\$150.00	03/08/2023	Cleared
11718	Computer Check	03/08/2023	MidAmerican Energy Company	\$5,107.40	03/08/2023	Cleared
11719	Computer Check	03/08/2023	Nicor Gas	\$4,109.27	03/08/2023	Cleared
11720	Computer Check	03/08/2023	Technology Management Rev Fund	\$950.00	03/08/2023	Cleared
11721	Computer Check	03/08/2023	Tovar Snow Professionals	\$4,152.12	03/08/2023	Cleared
11722	Computer Check	03/08/2023	Village of Barrington	\$590.08	03/08/2023	Cleared

11723	Computer Check	03/08/2023	Virtek	\$4,235.00	03/08/2023	Cleared
11724	Computer Check	03/08/2023	Wellness Insurance Network	\$39,064.69	03/08/2023	Cleared
11725	Computer Check	03/10/2023	Amazon/GECRB	\$18.98	03/10/2023	Cleared
11726	Computer Check	03/10/2023	Village of Barrington	\$160.00	03/10/2023	Cleared
11727	One-Time Check	03/10/2023	Caitlyn Neel	\$16.99	03/10/2023	Outstanding
11728	One-Time Check	03/10/2023	Mary Rachel Taylor	\$15.26	03/10/2023	Outstanding
11729	One-Time Check	03/10/2023	Maqdalena Fiedor	\$11.30	03/10/2023	Cleared
11730	One-Time Check	03/10/2023	Helen Dever	\$15.48	03/10/2023	Cleared
11731	Computer Check	03/10/2023	Voided Unused payment	\$0.00	03/15/2023	Voided
11732	Computer Check	03/10/2023	Voided Unused payment	\$0.00	03/15/2023	Voided
11733	Computer Check	03/10/2023	Voided Unused payment	\$0.00	03/15/2023	Voided
11734	Computer Check	03/10/2023	Voided Unused payment	\$0.00	03/15/2023	Voided
11735	Computer Check	03/10/2023	Voided Unused payment	\$0.00	03/15/2023	Voided
11736	One-Time Check	03/15/2023	Ewa Cazares	\$10.68	03/15/2023	Outstanding
11737	One-Time Check	03/15/2023	Jae Sul	\$47.18	03/15/2023	Cleared
11738	Computer Check	03/15/2023	4imprint, Inc.	\$1,375.73	03/15/2023	Cleared
11739	Computer Check	03/15/2023	A H Office Coffee Services	\$355.50	03/15/2023	Cleared
11740	Computer Check	03/15/2023	A Joyful Sound Inc	\$175.00	03/15/2023	Cleared
11741	Computer Check	03/15/2023	Amazon Capital Services	\$394.39	03/15/2023	Cleared
11742	Computer Check	03/15/2023	Baker & Taylor Books	\$2,022.17	03/15/2023	Cleared
11743	Computer Check	03/15/2023	Bartlett Tree Experts	\$27,980.00	03/15/2023	Cleared
11744	Computer Check	03/15/2023	Carrier Corporation	\$979.00	03/15/2023	Cleared
11745	Computer Check	03/15/2023	CDW Government	\$15,200.66	03/15/2023	Cleared
11746	Computer Check	03/15/2023	Cintas	\$37.42	03/15/2023	Cleared
11747	Computer Check	03/15/2023	Contech MSI Co	\$445.00	03/15/2023	Cleared
11748	Computer Check	03/15/2023	Dell Marketing L P	\$2,044.29	03/15/2023	Cleared
11749	Computer Check	03/15/2023	Demco	\$468.16	03/15/2023	Cleared
11750	Computer Check	03/15/2023	Door Service Inc	\$489.00	03/15/2023	Cleared
11751	Computer Check	03/15/2023	Facility Solutions Group Inc	\$755.93	03/15/2023	Cleared
11752	Computer Check	03/15/2023	Inqram Library Services	\$2,105.47	03/15/2023	Cleared
11753	Computer Check	03/15/2023	Linkedin Corporation	\$7,000.00	03/15/2023	Cleared
11754	Computer Check	03/15/2023	Marco Technologies LLC	\$531.96	03/15/2023	Cleared
11755	Computer Check	03/15/2023	James N. Rachlin	\$3,300.00	03/15/2023	Cleared
11756	Computer Check	03/15/2023	Metalmaster-Roofmaster	\$947.00	03/15/2023	Cleared
11757	Computer Check	03/15/2023	Midwest Tape	\$2,394.85	03/15/2023	Cleared
11758	Computer Check	03/15/2023	ProQuest LLC	\$2,098.53	03/15/2023	Cleared
11759	Computer Check	03/15/2023	RELX Inc. DBA LexisNexis	\$5,865.00	03/15/2023	Cleared
11760	Computer Check	03/15/2023	Security Metrics	\$4,740.00	03/15/2023	Cleared
11761	Computer Check	03/15/2023	Thomas Klise/Crimson Multimedia	\$286.18	03/15/2023	Cleared
11762	Computer Check	03/15/2023	Thomson Reuters-West Publishing	\$543.04	03/15/2023	Cleared
11763	Computer Check	03/15/2023	Tovar Snow Professionals	\$5,307.12	03/15/2023	Cleared
11764	Computer Check	03/15/2023	Wickstrom	\$19.88	03/15/2023	Cleared
11765	Computer Check	03/22/2023	Amazon Capital Services	\$448.58	03/22/2023	Cleared
11766	Computer Check	03/22/2023	Cintas	\$37.42	03/22/2023	Cleared
11767	Computer Check	03/22/2023	Complete Cleaning Company	\$5,740.00	03/22/2023	Cleared
11768	Computer Check	03/22/2023	Cummins Sales and Service	\$28,017.50	03/22/2023	Cleared
11769	Computer Check	03/22/2023	Elqin Symphony Orchestra	\$76.68	03/22/2023	Cleared
11770	Computer Check	03/22/2023	Engberg Anderson, Inc.	\$1,844.37	03/22/2023	Cleared
11771	Computer Check	03/22/2023	Karen Fotopoulos	\$90.00	03/22/2023	Cleared
11772	Computer Check	03/22/2023	Leslie Goddard	\$400.00	03/22/2023	Outstanding
11773	Computer Check	03/22/2023	Scott Green	\$600.00	03/22/2023	Outstanding
11774	Computer Check	03/22/2023	Illinois Library Association	\$200.00	03/22/2023	Voided
11775	Computer Check	03/22/2023	Minuteman Press Barrington	\$1,150.00	03/22/2023	Outstanding
11776	Computer Check	03/22/2023	Paice Electric Co., Div of Midwest Electrical Systems	\$3,751.75	03/22/2023	Outstanding
11777	Computer Check	03/22/2023	signpalace inc.	\$2,865.00	03/22/2023	Outstanding
11778	Computer Check	03/22/2023	The UPS Store #2509	\$36.55	03/22/2023	Cleared
11779	Computer Check	03/29/2023	Allied Universal Technology Services	\$7,044.00	03/29/2023	Outstanding
11780	Computer Check	03/29/2023	Amazon Capital Services	\$1,630.70	03/29/2023	Outstanding
11781	Computer Check	03/29/2023	American Library Association	\$380.00	03/29/2023	Outstanding
11782	Computer Check	03/29/2023	Baker & Taylor Books	\$4,010.65	03/29/2023	Outstanding
11783	Computer Check	03/29/2023	Bartlett Tree Experts	\$3,000.00	03/29/2023	Outstanding
11784	Computer Check	03/29/2023	CDW Government	\$1,764.68	03/29/2023	Outstanding
11785	Computer Check	03/29/2023	Chicago Tribune	\$231.42	03/29/2023	Outstanding
11786	Computer Check	03/29/2023	Complete Cleaning Company	\$360.00	03/29/2023	Outstanding
11787	Computer Check	03/29/2023	ComPsych Corporation	\$1,620.00	03/29/2023	Outstanding
11788	Computer Check	03/29/2023	Dell Marketing L P	\$4,961.26	03/29/2023	Outstanding
11789	Computer Check	03/29/2023	Ebsco Information Services	\$7,956.00	03/29/2023	Outstanding
11790	Computer Check	03/29/2023	Genesis Technologies, Inc.	\$1,437.99	03/29/2023	Outstanding
11791	Computer Check	03/29/2023	Inqram Library Services	\$6,500.94	03/29/2023	Outstanding
11792	Computer Check	03/29/2023	Interior Investments LLC	\$941.00	03/29/2023	Outstanding
11793	Computer Check	03/29/2023	IXL Learning	\$800.00	03/29/2023	Outstanding
11794	Computer Check	03/29/2023	Klein, Thorpe and Jenkins, Ltd.	\$499.00	03/29/2023	Outstanding
11795	Computer Check	03/29/2023	Midwest Tape	\$4,682.38	03/29/2023	Outstanding
11796	Computer Check	03/29/2023	Orkin Pest Control	\$171.99	03/29/2023	Outstanding
11797	Computer Check	03/29/2023	OverDrive Inc.	\$26,993.98	03/29/2023	Outstanding
11798	Computer Check	03/29/2023	Jessica McClure	\$294.00	03/29/2023	Outstanding

11799	Computer Check	03/29/2023	Patron Point	\$1,322.19	03/29/2023	Outstanding
11800	Computer Check	03/29/2023	Peerless Network, Inc.	\$464.34	03/29/2023	Outstanding
11801	Computer Check	03/29/2023	Playaway Products, LLC	\$1,546.32	03/29/2023	Outstanding
11802	Computer Check	03/29/2023	Reliable Fire Equipment Co.	\$362.75	03/29/2023	Outstanding

**Total Check, Bank Draft and One-time Checks - March 2023** \$555,332.89

**Barrington Public Library District  
Encumbrances  
March 1, 2023**

**Materials**

Library Materials Expenditures at 03/31/2023 per Expenditures Report	574,122.88
Encumbered Materials - 03/31/2023	55,740.95
Encumbered e-Materials - 03/31/2023	-
Total	<u>629,863.83</u>
Library Materials Working Budget	<u>877,732.00</u>
Estimated % to Budget	<u>71.76%</u>

**Programs**

Library Program Expenditures at 03/31/2023 per Expenditures Report	47,555.63
Encumbered Programs - 03/31/2023	5,180.68
Total	<u>52,736.31</u>
Library Programs Working Budget	<u>88,500.00</u>
Estimated % to Budget	<u>59.59%</u>



Schwab One® Account of  
**BARRINGTON PUBLIC LIBRARY  
DISTRICT**

Account Number  
**9383-4772**

Statement Period  
**March 1-31, 2023**

Need help reading this statement?  
Visit [www.schwab.com/StatementUserGuide](http://www.schwab.com/StatementUserGuide) for more information.

**Your Independent Investment Manager and/or Advisor**

SFAM LLC  
589 S YORK ST  
ELMHURST IL 60126-4463  
1 (630) 941-8560

*The custodian of your brokerage account is: Charles Schwab & Co., Inc.*

<b>Table of Contents</b>	<b>Page</b>
Terms and Conditions.....	2
Change in Account Value.....	3
Asset Composition.....	3
Gain or (Loss) Summary.....	4
Income Summary.....	4
Cash Transactions Summary.....	5
Realized Gain or (Loss).....	20
Transaction Detail.....	20
Money Market Fund (Sweep) Detail.....	22
Trades Pending Settlement.....	22
Endnotes For Your Account.....	23

BARRINGTON PUBLIC LIBRARY  
DISTRICT  
505 N NORTHWEST HWY  
BARRINGTON IL 60010-3354



Your Independent Investment Advisor is not affiliated with or an agent of Schwab and Schwab does not supervise or endorse your Advisor.

## Terms and Conditions

### GENERAL INFORMATION AND KEY TERMS:

This Account statement is furnished solely by Charles Schwab & Co., Inc. ("Schwab") for your Account at Schwab ("Account"). Unless otherwise defined herein, capitalized terms have the same meanings as in your Account Agreement. If you receive any other communication from any source other than Schwab which purports to represent your holdings at Schwab (including balances held at a Depository Institution) you should verify its content with this statement.

**AIP (Automatic Investment Plan) Customers:** Schwab receives remuneration in connection with certain transactions effected through Schwab. If you participate in a systematic investment program through Schwab, the additional information normally detailed on a trade confirmation will be provided upon request.

**Average Daily Balance:** Average daily composite of all cash balances that earn interest and all loans from Schwab that are charged interest.

**Bank Sweep and Bank Sweep for Benefit Plans Features:** Schwab acts as your agent and custodian in establishing and maintaining your

**Deposit Account(s)** as a feature of your brokerage account(s). Deposit accounts held through bank sweep features constitute direct obligations of one or more FDIC insured banks ("Affiliated Banks") that are affiliated with Schwab and are not obligations of Schwab. Funds swept to Affiliated Banks are eligible for deposit insurance from the FDIC up to the applicable limits for each bank for funds held in the same insurable capacity. The balance in the Deposit Accounts can be withdrawn on your order and the proceeds returned to your brokerage account or remitted to you as provided in your Account Agreement. For information on FDIC insurance and its limits, as well as other important disclosures about the bank sweep feature(s) in your account, please refer to the Cash Features Disclosure Statement available online or from a Schwab representative.

**Cash:** Any Free Credit Balance owed by us to you payable upon demand which, although accounted for on our books of record, is not segregated and may be used in the conduct of this firm's business.

**Dividend Reinvestment Customers:** Dividend reinvestment transactions were effected by Schwab acting as a principal for its own account, except for the reinvestment of Schwab dividends, for which an independent broker-dealer acted as the buying agent. Further information on these transactions will be furnished upon written request.

**Interest:** For the Schwab One Interest, Bank Sweep, and Bank Sweep for Benefit Plans features, interest is paid for a period that may differ from the Statement Period. Balances include interest paid as indicated on your statement by Schwab or one or more of its Affiliated Banks. These balances do not include interest that may have accrued during the Statement Period after interest is paid. The interest paid may include interest that accrued in the prior Statement Period. For the Schwab One interest feature, interest accrues daily from the second-to-last business day of the prior month and is posted on the second-to-last business day of the current month. For the bank sweep feature(s), interest accrues daily from the 16th day of the prior month and is credited/posted on the first business day after the 15th of the current month.

If, on any given day, the interest that Schwab calculates for the Free Credit Balances in the Schwab One Interest feature in your brokerage account is less than \$ .005, you will not accrue any interest on that day. For balances held at banks affiliated with Schwab in the Bank Sweep and Bank Sweep for Benefit Plans features, interest will accrue even if the amount is less than \$ .005.

**Margin Account Customers:** This is a combined statement of your margin account and special memorandum account maintained for you under Section 220.5 of Regulation T issued by the Board of Governors of the Federal Reserve System. The permanent record of the separate account as required by Regulation T is available for your inspection.

Securities purchased on margin are Schwab's collateral for the loan to you. It is important that you fully understand the risks involved in trading securities on margin. These risks include:

- You can lose more funds than you deposit in the margin account.
- Schwab can force the sale of securities or other assets in any of your account(s) to maintain the required account equity without contacting you.
- You are not entitled to choose which assets are liquidated nor are you entitled to an extension of time on a margin call.
- Schwab can increase both its "house" maintenance margin requirements and the maintenance margin requirements for your Account at any time without advance written notice to you.

**Market Price:** The most recent price evaluation available to Schwab on the last business day of the report period, normally the last trade price or bid as of market close. Unpriced securities denote that no market evaluation update is currently available. Price evaluations are obtained from outside parties. Schwab shall have no responsibility for the accuracy or timeliness of any such valuations. Assets Not Held at Schwab Are not held in your Account or covered by the Account's SIPC account protection and are not otherwise in Schwab's custody and are being provided as a courtesy to you. Information on Assets Not Held at Schwab, including but not limited to valuations, is reported solely based on information you provide to Schwab. Schwab can neither validate nor certify the existence of Assets Not Held at Schwab or the accuracy, completeness or timeliness of the information about Assets Not Held at Schwab, whether provided by you or otherwise. Descriptions of Assets Not Held at Schwab may be abbreviated or truncated. Some securities, especially thinly traded equities in the OTC market or foreign markets, may not report their most current price and are indicated as Stale Priced. Certain Limited Partnership (direct participation programs) and unlisted Real Estate Investment Trust (REIT) securities, for which you may see a value on your monthly Account statement that reflects the issuer's appraised value, are not listed on a national securities exchange, and are generally illiquid. Even if you are able to sell such securities, the price received may be less than the per share appraised estimated value provided in the account statement.

**Market Value:** The Market Value is computed by multiplying the Market Price by the Quantity of Shares. This is the dollar value of your present holdings in your specified Schwab Account or a summary of the Market Value summed over multiple accounts.

**Non-Publicly Traded Securities:** All assets shown on this statement, other than certain direct investments which may be held by a third party, are held in your Account. Values of certain Non-Publicly Traded Securities may be furnished by a third party as provided by Schwab's Account Agreement. Schwab shall have no responsibility for the accuracy or timeliness of such valuations. The Securities Investor Protection Corporation (SIPC) does not cover many limited partnership interests.

**Schwab Sweep Money Funds:** Includes the primary money market funds into which Free Credit Balances may be automatically invested pursuant to your Account Agreement. Schwab or an affiliate acts and receives compensation as the Investment Advisor, Transfer Agent, Shareholder Service Agent and Distributor for the Schwab Sweep Money Funds. The amount of such compensation is disclosed in the prospectus. The yield information for Schwab Sweep Money Funds is the current 7-day yield as of the statement period. Yields vary.

If on any given day, the accrued daily dividend for your selected sweep money fund as calculated for your account is less than 1/2 of 1 cent (\$0.005), your account will not earn a dividend for that day. In addition, if you do not accrue at least 1 daily dividend of \$0.01 during a pay period, you will not receive a money market dividend for that period. Schwab and the Schwab Sweep Money Funds investment advisor may be voluntarily reducing a portion of a Schwab Sweep Money Fund's expenses. Without these reductions, yields would have been lower.

**Securities Products and Services:** Securities products and services

are offered by Charles Schwab & Co., Inc., Member SIPC. Securities products and services, including unswept intraday funds and net credit balances held in brokerage accounts are not deposits or other obligations of, or guaranteed by, any bank, are not FDIC insured, and are subject to investment risk and may lose value. SIPC does not cover balances held at banks affiliated with Schwab in the Bank Sweep and Bank Sweep for Benefit Plans features. Please see your Cash Feature Disclosure Statement for more information on insurance coverage. Yield to Maturity: This is the actual average annual return on a note if held to maturity.

**Gain (or Loss):** Unrealized Gain or (Loss) and Realized Gain or (Loss) sections ("Gain/Loss Section(s)") contain a gain or a loss summary of your Account. This information has been provided on this statement at the request of your Advisor, if applicable. This information is not a solicitation or a recommendation to buy or sell. Schwab does not provide tax advice and encourages you to consult with your tax professional. Please view the Cost Basis Disclosure Statement for additional information on how gain (or loss) is calculated and how Schwab reports adjusted cost basis information to the IRS.

**Accrued Income:** Accrued income is the sum of the total accrued interest and/or accrued dividends on positions held in your Account, but the interest and/or dividends have not been received into your account. Schwab makes no representation that the amounts shown (or any other amount) will be received. Accrued amounts are not covered by SIPC account protection until actually received and held in the Account.

**IN CASE OF ERRORS OR DISCREPANCIES:** If you find an error or discrepancy relating to your brokerage activity (other than an electronic fund transfer) you must notify us promptly, but no later than 10 days after this statement is sent or made available to you. If this statement shows that we have mailed or delivered security certificate(s) that you have not received, notify Schwab immediately. You may call us at 800-435-4000. (Outside the U.S., call +1-415-867-8400.) If you're a client of an independent investment advisor, call us at 800-515-2157. Any oral communications should be re-confirmed in writing to further protect your rights, including rights under the Securities Investor Protection Act (SIPA). If you do not so notify us, you agree that the statement activity and Account balance are correct for all purposes with respect to those brokerage transactions.

**IN CASE OF COMPLAINTS:** If you have a complaint regarding your Schwab statement, products or services, please write to the Client Advocacy Team at Charles Schwab & Co., Inc., Attention: Client Advocacy Team, 211 Main St., San Francisco, CA 94105, USA, or call Schwab Signature Alliance at 800-515-2157.

**Address Changes:** If you fail to notify Schwab in writing of any change of address or phone number, you may not receive important notifications about your Account, and trading or other restrictions might be placed on your Account.

**Additional Information:** We are required by law to report to the Internal Revenue Service adjusted cost basis information (if applicable), certain payments to you and credits to your Account during the calendar year. Retain this statement for income tax purposes. A financial statement for your inspection is available at Schwab's offices or a copy will be mailed to you upon written request. Any third party trademarks appearing herein are the property of their respective owners. Schwab and Charles Schwab Bank are affiliates of each other and subsidiaries of the Charles Schwab Corporation.

© 2023 Charles Schwab & Co., Inc. ("Schwab"). All rights reserved. Member SIPC. (0221-117W)



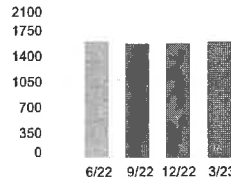
Schwab One® Account of  
**BARRINGTON PUBLIC LIBRARY  
 DISTRICT**

Account Number  
**9383-4772**

Statement Period  
**March 1-31, 2023**

**Account Value as of 03/31/2023: \$ 1,559,883.17**

Change in Account Value	This Period	Year to Date	Account Value [in Thousands]
Starting Value	\$ 1,548,024.79	\$ 1,539,335.26	
Credits	1,811.58	5,390.80	
Debits	0.00	(479.75)	
Transfer of Securities (In/Out)	0.00	0.00	
Income Reinvested	(35.48)	(145.27)	
Change in Value of Investments	10,082.28	15,782.13	
<b>Ending Value on 03/31/2023</b>	<b>\$ 1,559,883.17</b>	<b>\$ 1,559,883.17</b>	
Accrued Income <sup>d</sup>	5,060.35		
<b>Ending Value with Accrued Income<sup>d</sup></b>	<b>\$ 1,564,943.52</b>		
Total Change in Account Value	\$ 11,858.38	\$ 20,547.91	
Total Change with Accrued Income <sup>d</sup>	\$ 16,918.73		



Asset Composition	Market Value	% of Account Assets
Money Market Funds [Sweep]	\$ 23,742.47	2%
Fixed Income	1,536,140.70	98%
<b>Total Assets Long</b>	<b>\$ 1,559,883.17</b>	
<b>Total Account Value</b>	<b>\$ 1,559,883.17</b>	<b>100%</b>

Overview



- 2% MMFs [Sweep]
- 98% Fixed Income



Your Independent Investment Advisor is not affiliated with or an agent of Schwab and Schwab does not supervise or endorse your Advisor.



Schwab One® Account of  
**BARRINGTON PUBLIC LIBRARY  
 DISTRICT**

Account Number  
**9383-4772**

Statement Period  
**March 1-31, 2023**

Gain or (Loss) Summary	Realized Gain or (Loss) This Period		Unrealized Gain or (Loss)
	Short Term	Long Term	
All Investments	\$0.00	\$3.50	\$(142,601.89) <sup>b</sup>

Values may not reflect all of your gains/losses; Schwab has provided accurate gain and loss information wherever possible for most investments. Cost basis may be incomplete or unavailable for some of your holdings and may change or be adjusted in certain cases. Statement information should not be used for tax preparation, instead refer to official tax documents. For additional information refer to Terms and Conditions.

Income Summary	This Period		Year to Date	
	Federally Tax-Exempt	Federally Taxable	Federally Tax-Exempt	Federally Taxable
Money Funds Dividends	0.00	35.48	0.00	106.83
Certificate of Deposit Interest	0.00	275.30	0.00	1,907.28
Treasury Bond Interest	0.00	0.00	0.00	200.00
Municipal Bond Interest	0.00	0.00	0.00	950.20
Agency Security Interest	0.00	1,500.80	0.00	2,000.55
<b>Total Income</b>	<b>0.00</b>	<b>1,811.58</b>	<b>0.00</b>	<b>5,164.86</b>
Accrued Interest Paid <sup>4</sup>	0.00	(60.41)	0.00	(179.86)

<sup>4</sup>Certain accrued interest paid on taxable bonds may be deductible; consult your tax advisor.





Schwab One® Account of  
**BARRINGTON PUBLIC LIBRARY  
 DISTRICT**

Account Number  
**9383-4772**

Statement Period  
**March 1-31, 2023**

**Cash Transactions Summary**

	This Period	Year to Date
<b>Starting Cash*</b>	<b>\$ 1,428.59</b>	<b>\$ 3,415.57</b>
Deposits and other Cash Credits	0.00	0.00
Investments Sold	70,000.00	160,000.00
Dividends and Interest	1,811.58	5,297.05
Withdrawals and other Debits	0.00	0.00
Investments Purchased	(49,497.70)	(144,584.15)
Fees and Charges	0.00	(386.00)
<b>Total Cash Transaction Detail</b>	<b>22,313.88</b>	<b>20,326.90</b>
<b>Ending Cash*</b>	<b>\$ 23,742.47</b>	<b>\$ 23,742.47</b>

\*Cash (includes any cash debit balance) held in your account plus the value of any cash invested in a sweep money fund.

**Investment Detail - Cash and Money Market Funds [Sweep]**

Cash	Starting Balance	Ending Balance	% of Account Assets
Cash	186.31	0.00	
<b>Total Cash</b>	<b>186.31</b>	<b>0.00</b>	

Money Market Funds [Sweep]	Quantity	Market Price	Market Value	% of Account Assets
SCHWAB GOVERNMENT MONEY: SWGXX	23,742.4700	1.0000	23,742.47	2%
<b>Total Money Market Funds [Sweep]</b>			<b>23,742.47</b>	<b>2%</b>
<b>Total Cash and Money Market Funds [Sweep]</b>			<b>23,742.47</b>	<b>2%</b>



Schwab One® Account of  
**BARRINGTON PUBLIC LIBRARY  
 DISTRICT**

Account Number  
**9383-4772**

Statement Period  
**March 1-31, 2023**

**Investment Detail - Fixed Income**

	Par	Market Price	Market Value	Adjusted Cost Basis	% of Account Assets	Unrealized Gain or (Loss)	Estimated Annual Income
	Units Purchased	Cost Per Unit	Cost Basis		Acquired		Yield to Maturity
<b>U.S. Treasuries</b>							
<b>US TREASUR NT 2.5%04/24</b>	<b>20,000.0000</b>	<b>97.76562</b>	<b>19,553.12</b>	<b>19,930.40</b>	<b>1%</b>	<b>(377.28)</b>	<b>500.00</b>
UST NOTE DUE 04/30/24	20,000.0000	99.6520	19,930.40	19,930.40	05/17/22	(377.28)	2.68%
CUSIP: 91282CEK3							<i>Accrued Interest: 209.94</i>
<b>US TREASUR NT 0.25%06/24</b>	<b>35,000.0000</b>	<b>95.06250</b>	<b>33,271.88</b>	<b>34,773.25</b>	<b>2%</b>	<b>(1,501.37)</b>	<b>87.50</b>
UST NOTE DUE 06/15/24	35,000.0000	99.3521	34,773.25	34,773.25	06/25/21	(1,501.37)	0.47%
CUSIP: 91282CCG4							<i>Accrued Interest: 25.72</i>
<b>US TREASUR NT 1.5%11/24</b>	<b>15,000.0000</b>	<b>95.64062</b>	<b>14,346.09</b>	<b>15,000.58</b>	<b>&lt;1%</b>	<b>(654.49)<sup>b</sup></b>	<b>225.00</b>
UST NOTE DUE 11/30/24	15,000.0000	100.0048	15,000.73	15,000.58	02/04/22	(654.49) <sup>b</sup>	1.49%
CUSIP: 912828YV6							<i>Accrued Interest: 75.41</i>
<b>US TREASUR NT 1%12/24</b>	<b>35,000.0000</b>	<b>94.75000</b>	<b>33,162.50</b>	<b>34,758.21</b>	<b>2%</b>	<b>(1,595.71)</b>	<b>350.00</b>
UST NOTE DUE 12/15/24	35,000.0000	99.3091	34,758.21	34,758.21	01/14/22	(1,595.71)	1.24%
CUSIP: 91282CDN8							<i>Accrued Interest: 102.88</i>
<b>US TREASU NT 1.125%02/25</b>	<b>25,000.0000</b>	<b>94.53125</b>	<b>23,632.81</b>	<b>24,870.37</b>	<b>2%</b>	<b>(1,237.56)</b>	<b>281.25</b>
UST NOTE DUE 02/28/25	25,000.0000	99.4814	24,870.37	24,870.37	01/21/22	(1,237.56)	1.29%
CUSIP: 912828ZC7							<i>Accrued Interest: 24.46</i>
<b>US TREASU NT 4.625%02/25</b>	<b>15,000.0000</b>	<b>100.96875</b>	<b>15,145.31</b>	<b>14,994.00</b>	<b>&lt;1%</b>	<b>151.31</b>	<b>693.75</b>
UST NOTE DUE 02/28/25	15,000.0000	99.9600	14,994.00	14,994.00	02/22/23	151.31	4.64%
CUSIP: 91282CGN5							<i>Accrued Interest: 60.33</i>
<b>US TREASU NT 0.375%12/25</b>	<b>50,000.0000</b>	<b>91.12500</b>	<b>45,562.50</b>	<b>49,274.93</b>	<b>3%</b>	<b>(3,712.43)</b>	<b>187.50</b>
UST NOTE DUE 12/31/25	50,000.0000	98.5498	49,274.93	49,274.93	06/14/21	(3,712.43)	0.69%
CUSIP: 91282CBC4							<i>Accrued Interest: 47.13</i>

Please see "Endnotes for Your Account" section for an explanation of the endnote codes and symbols on this statement.



Schwab One® Account of  
**BARRINGTON PUBLIC LIBRARY  
 DISTRICT**

Account Number  
**9383-4772**

Statement Period  
**March 1-31, 2023**

**Investment Detail - Fixed Income (continued)**

	Par	Market Price	Market Value	Adjusted Cost Basis	% of Account Assets	Unrealized Gain or (Loss)	Estimated Annual Income
	Units Purchased	Cost Per Unit	Cost Basis		Acquired		Yield to Maturity
<b>U.S. Treasuries</b>							
<i>(continued)</i>							
US TREASUR NT 4%02/26	20,000.0000	100.40625	20,081.25	19,940.60	1%	140.65	800.00
UST NOTE DUE 02/15/26	20,000.0000	99.7030	19,940.60	19,940.60	02/09/23	140.65	4.10%
CUSIP: 91282CGL9						<i>Accrued Interest: 99.45</i>	
<b>Total U.S. Treasuries</b>	<b>215,000.0000</b>		<b>204,755.46</b>	<b>213,542.34</b>	<b>13%</b>	<b>(8,786.88) <sup>b</sup></b>	<b>3,125.00</b>
	<b>Total Cost Basis:</b>		<b>213,542.49</b>				
						<i>Total Accrued Interest for U.S. Treasuries: 645.32</i>	
<b>Agency Securities</b>							
<i>(continued)</i>							
FFCB 0.29%23	35,000.0000	97.37220	34,080.27	34,977.60	2%	(897.33)	101.50
DUE 11/02/23	35,000.0000	99.9360	34,977.60	34,977.60	11/04/20	(897.33)	0.31%
CUSIP: 3133EMFB3						<i>Accrued Interest: 42.01</i>	
MOODY'S: NR S&P: AA+							
FFCB 0.25%24	25,000.0000	95.99540	23,998.85	24,986.40	2%	(987.55)	62.50
DUE 02/26/24	25,000.0000	99.9456	24,986.40	24,986.40	03/02/21	(987.55)	0.26%
CUSIP: 3133EMRZ7						<i>Accrued Interest: 6.08</i>	
MOODY'S: Aaa S&P: AA+							
FFCB 0.37%24	10,000.0000	95.79540	9,579.54	9,980.83	<1%	(401.29)	37.00
DUE 03/15/24	10,000.0000	99.8083	9,980.83	9,980.83	05/24/21	(401.29)	0.43%
CUSIP: 3133EMTD4						<i>Accrued Interest: 1.64</i>	
MOODY'S: Aaa S&P: AA+							

Please see "Endnotes for Your Account" section for an explanation of the endnote codes and symbols on this statement.



Schwab One® Account of  
**BARRINGTON PUBLIC LIBRARY  
 DISTRICT**

Account Number  
**9383-4772**

Statement Period  
**March 1-31, 2023**

**Investment Detail - Fixed Income (continued)**

	Par	Market Price	Market Value	Adjusted Cost Basis	% of Account Assets	Unrealized Gain or (Loss)	Estimated Annual Income
	Units Purchased	Cost Per Unit	Cost Basis		Acquired		Yield to Maturity
<b>Agency Securities (continued)</b>							
<b>FHLMC STRIP 0%24</b>	<b>23,000.0000</b>	<b>94.20090</b>	<b>21,666.21</b>	<b>N/A</b>	<b>1%</b>	<b>(951.40)<sup>b</sup></b>	<b>N/A</b>
DUE 07/15/24	23,000.0000	96.8254	22,269.86	22,617.61	01/19/22	(951.40) <sup>b</sup>	1.30%
STRIP FM 0%07/15/24 CUSIP: 3134A4ND2 MOODY'S: Aaa S&P: NR							
<b>FHLB 5%24</b>	<b>20,000.0000</b>	<b>99.51900</b>	<b>19,903.80</b>	<b>19,975.40</b>	<b>1%</b>	<b>(71.60)</b>	<b>1,000.00</b>
DUE 11/15/24	20,000.0000	99.8770	19,975.40	19,975.40	02/09/23	(71.60)	5.07%
CALLABLE 08/15/23 AT 100.00000 CUSIP: 3130AURF3 MOODY'S: Aaa S&P: AA+							
						<i>Accrued Interest: 127.78</i>	
<b>FEDERAL NTNL STRIP 0%24</b>	<b>13,000.0000</b>	<b>92.89790</b>	<b>12,076.73</b>	<b>N/A</b>	<b>&lt;1%</b>	<b>(786.37)<sup>b</sup></b>	<b>N/A</b>
DUE 11/29/24	13,000.0000	97.8569	12,721.40	12,863.10	07/02/21	(786.37) <sup>b</sup>	0.63%
STRIP FM 0%11/29/24 CUSIP: 31364DCU8 MOODY'S: NR S&P: NR							
<b>FHLB 5%25</b>	<b>25,000.0000</b>	<b>99.15490</b>	<b>24,788.73</b>	<b>24,955.12</b>	<b>2%</b>	<b>(166.39)</b>	<b>1,250.00</b>
DUE 01/27/25	25,000.0000	99.8204	24,955.12	24,955.12	10/13/22	(166.39)	5.08%
CALLABLE 04/27/23 AT 100.00000 CUSIP: 3130ATMM6 MOODY'S: Aaa S&P: AA+							
						<i>Accrued Interest: 222.22</i>	

Please see "Endnotes for Your Account" section for an explanation of the endnote codes and symbols on this statement.



Schwab One® Account of  
**BARRINGTON PUBLIC LIBRARY  
 DISTRICT**

Account Number  
**9383-4772**

Statement Period  
**March 1-31, 2023**

**Investment Detail - Fixed Income (continued)**

	Par	Market Price	Market Value	Adjusted Cost Basis	% of Account Assets	Unrealized Gain or (Loss)	Estimated Annual Income
	Units Purchased	Cost Per Unit	Cost Basis		Acquired		Yield to Maturity
<b>Agency Securities</b>							
<i>(continued)</i>							
<b>FEDERAL HOME LN M 5.4%26</b>	<b>15,000.0000</b>	<b>99.91330</b>	<b>14,987.00</b>	<b>14,998.75</b>	<b>&lt;1%</b>	<b>(11.75)</b>	<b>810.00</b>
DUE 02/23/26	15,000.0000	99.9916	14,998.75	14,998.75	02/22/23	(11.75)	5.40%
CALLABLE 02/23/24 AT 100.00000							
CUSIP: 3134GYKA9							
MOODY'S: Aaa S&P: AA+							
						<b>Accrued Interest: 85.50</b>	
<b>FFCB 1.02%27</b>	<b>25,000.0000</b>	<b>89.57850</b>	<b>22,394.63</b>	<b>24,596.25</b>	<b>1%</b>	<b>(2,201.62)</b>	<b>255.00</b>
DUE 04/27/27	25,000.0000	98.3850	24,596.25	24,596.25	12/27/21	(2,201.62)	1.33%
CUSIP: 3133ELXZ2							
MOODY'S: Aaa S&P: AA+							
						<b>Accrued Interest: 109.08</b>	
<b>FHLB 1%27</b>	<b>75,000.0000</b>	<b>89.28410</b>	<b>66,963.08</b>	<b>74,480.25</b>	<b>4%</b>	<b>(7,517.17)</b>	<b>750.00</b>
DUE 06/11/27	75,000.0000	99.3070	74,480.25	74,480.25	06/16/21	(7,517.17)	1.12%
CUSIP: 3130AMTF9							
MOODY'S: Aaa S&P: AA+							
						<b>Accrued Interest: 229.17</b>	
<b>FHLB 1.125%28</b>	<b>50,000.0000</b>	<b>87.31010</b>	<b>43,655.05</b>	<b>49,550.80</b>	<b>3%</b>	<b>(5,895.75)</b>	<b>562.50</b>
DUE 06/09/28	50,000.0000	99.1016	49,550.80	49,550.80	06/18/21	(5,895.75)	1.26%
CUSIP: 3130AMH47							
MOODY'S: Aaa S&P: AA+							
						<b>Accrued Interest: 175.00</b>	
<b>FFCB 1.125%29</b>	<b>50,000.0000</b>	<b>85.21630</b>	<b>42,608.15</b>	<b>49,333.70</b>	<b>3%</b>	<b>(6,725.55)</b>	<b>562.50</b>
DUE 03/13/29	30,000.0000	99.6470	29,894.10	29,894.10	09/01/21	(4,329.21)	1.17%
CUSIP: 3133ELTG9	20,000.0000	97.1980	19,439.60	19,439.60	12/13/21	(2,396.34)	1.53%
MOODY'S: Aaa S&P: AA+							
Cost Basis			49,333.70				
						<b>Accrued Interest: 28.13</b>	



Schwab One® Account of  
**BARRINGTON PUBLIC LIBRARY  
 DISTRICT**

Account Number  
**9383-4772**

Statement Period  
**March 1-31, 2023**

**Investment Detail - Fixed Income (continued)**

	Par	Market Price	Market Value	Adjusted Cost Basis	% of Account Assets	Unrealized Gain or (Loss)	Estimated Annual Income
Agency Securities (continued)	Units Purchased	Cost Per Unit	Cost Basis		Acquired		Yield to Maturity
<b>FFCB 4%29</b>	<b>25,000.0000</b>	<b>100.05740</b>	<b>25,014.35</b>	<b>25,056.91</b>	<b>2%</b>	<b>(42.56)<sup>b</sup></b>	<b>1,000.00</b>
DUE 09/27/29	25,000.0000	100.2330	25,058.25	25,056.91	02/09/23	(42.56) <sup>b</sup>	3.95%
CUSIP: 3133EN4T4							
MOODY'S: Aaa S&P: AA+							<i>Accrued Interest: 11.11</i>
<b>FFCB 3.125%30</b>	<b>10,000.0000</b>	<b>94.36010</b>	<b>9,436.01</b>	<b>9,981.03</b>	<b>&lt;1%</b>	<b>(545.02)</b>	<b>312.50</b>
DUE 04/26/30	10,000.0000	99.8103	9,981.03	9,981.03	05/13/22	(545.02)	3.15%
CUSIP: 3133ENVH0							
MOODY'S: Aaa S&P: AA+							<i>Accrued Interest: 134.55</i>
<b>FFCB 1.04%30</b>	<b>30,000.0000</b>	<b>81.10450</b>	<b>24,331.35</b>	<b>28,407.60</b>	<b>2%</b>	<b>(4,076.25)</b>	<b>312.00</b>
DUE 07/08/30	30,000.0000	94.6920	28,407.60	28,407.60	12/29/21	(4,076.25)	1.71%
CUSIP: 3133ELS88							
MOODY'S: Aaa S&P: AA+							<i>Accrued Interest: 71.93</i>
<b>FFCB 3.48%31</b>	<b>27,000.0000</b>	<b>95.82630</b>	<b>25,873.10</b>	<b>27,614.22</b>	<b>2%</b>	<b>(1,741.12)<sup>b</sup></b>	<b>939.60</b>
DUE 03/12/31	27,000.0000	102.4700	27,666.91	27,614.22	05/20/22	(1,741.12) <sup>b</sup>	3.15%
CUSIP: 3133EAGS1							
MOODY'S: Aaa S&P: AA+							<i>Accrued Interest: 49.59</i>
<b>FFCB 3.02%31</b>	<b>10,000.0000</b>	<b>91.98390</b>	<b>9,198.39</b>	<b>9,745.23</b>	<b>&lt;1%</b>	<b>(546.84)</b>	<b>302.00</b>
DUE 11/28/31	10,000.0000	97.4523	9,745.23	9,745.23	05/17/22	(546.84)	3.33%
CUSIP: 3133EGP41							
MOODY'S: Aaa S&P: AA+							<i>Accrued Interest: 103.18</i>
<b>FHLB 1.625%31</b>	<b>50,000.0000</b>	<b>81.85470</b>	<b>40,927.35</b>	<b>49,737.95</b>	<b>3%</b>	<b>(8,810.60)</b>	<b>812.50</b>
DUE 12/12/31	50,000.0000	99.4759	49,737.95	49,737.95	12/28/21	(8,810.60)	1.68%
CUSIP: 3130APZA6							
MOODY'S: Aaa S&P: AA+							<i>Accrued Interest: 246.01</i>

Please see "Endnotes for Your Account" section for an explanation of the endnote codes and symbols on this statement.



Schwab One® Account of  
**BARRINGTON PUBLIC LIBRARY  
 DISTRICT**

Account Number  
**9383-4772**

Statement Period  
**March 1-31, 2023**

**Investment Detail - Fixed Income (continued)**

	Par	Market Price	Market Value	Adjusted Cost Basis	% of Account Assets	Unrealized Gain or (Loss)	Estimated Annual Income
	Units Purchased	Cost Per Unit	Cost Basis		Acquired		Yield to Maturity
<b>Agency Securities</b> (continued)							
<b>FEDERAL HOME LN</b> 2.75%32	35,000.0000	89.69290	31,392.52	33,391.40	2%	(1,998.88)	962.50
DUE 03/12/32	35,000.0000	95.4040	33,391.40	33,391.40	05/04/22	(1,998.88)	3.30%
CUSIP: 3130ARJV4							
MOODY'S: Aaa S&P: AA+							
						<i>Accrued Interest: 50.80</i>	
<b>FFCB</b> 4%32	15,000.0000	95.78230	14,367.35	14,995.00	<1%	(627.65)	600.00
DUE 04/19/32	15,000.0000	99.9666	14,995.00	14,995.00	04/19/22	(627.65)	4.00%
CALLABLE 04/19/23 AT 100.00000							
CUSIP: 3133ENUV0							
MOODY'S: Aaa S&P: AA+							
						<i>Accrued Interest: 270.00</i>	
<b>Total Agency Securities</b>	<b>568,000.0000</b>		<b>517,242.46</b>	<b>526,764.44</b>	<b>33%</b>	<b>(45,002.69)<sup>b</sup></b>	<b>10,632.10</b>
		<b>Total Cost Basis:</b>		<b>561,809.73</b>			
						<i>Total Accrued Interest for Agency Securities: 1,963.78</i>	
<b>Municipal Bonds</b>							
<b>LANE CMNTY CLG</b> 0.851%25	25,000.0000	92.27700	23,069.25	25,031.42	1%	(1,962.17) <sup>b</sup>	212.75
GO UTX DUE 06/15/25	25,000.0000	100.1990	25,049.75	25,031.42	06/17/21	(1,962.17) <sup>b</sup>	0.80%
TAXBL							
CUSIP: 515182EJ8							
MOODY'S: Aa1 S&P: NR							
						<i>Accrued Interest: 62.64</i>	

Please see "Endnotes for Your Account" section for an explanation of the endnote codes and symbols on this statement.



Schwab One® Account of  
**BARRINGTON PUBLIC LIBRARY  
 DISTRICT**

Account Number  
**9383-4772**

Statement Period  
**March 1-31, 2023**

**Investment Detail - Fixed Income (continued)**

	Par	Market Price	Market Value	Adjusted Cost Basis	% of Account Assets	Unrealized Gain or (Loss)	Estimated Annual Income
	Units Purchased	Cost Per Unit	Cost Basis		Acquired		Yield to Maturity
<b>Municipal Bonds</b>							
<i>(continued)</i>							
<b>ARLINGTON CNTY V</b>	<b>15,000.0000</b>	<b>92.14000</b>	<b>13,821.00</b>	<b>15,000.00</b>	<b>&lt;1%</b>	<b>(1,179.00)</b>	<b>118.50</b>
0.79%25							
GO UTX DUE 08/01/25	15,000.0000	100.0000	15,000.00	15,000.00	06/18/21	(1,179.00)	0.78%
XTRO TAXBL							
CUSIP: 041431VG9							
MOODY'S: Aaa S&P: AAA							
						<b>Accrued Interest: 19.75</b>	
<b>N HAVEN CT 0.943%25</b>	<b>50,000.0000</b>	<b>92.01100</b>	<b>46,005.50</b>	<b>50,000.00</b>	<b>3%</b>	<b>(3,994.50)</b>	<b>471.50</b>
VP DUE 10/01/25	50,000.0000	100.0000	50,000.00	50,000.00	06/29/21	(3,994.50)	0.94%
TAXBL							
CUSIP: 659579ZZ2							
MOODY'S: NR S&P: AAA							
						<b>Accrued Interest: 235.75</b>	
<b>WILL ETC CN IL CCD 1%26</b>	<b>45,000.0000</b>	<b>89.39600</b>	<b>40,228.20</b>	<b>45,000.00</b>	<b>3%</b>	<b>(4,771.80)</b>	<b>450.00</b>
DB UTX DUE 06/01/26	45,000.0000	100.0000	45,000.00	45,000.00	06/11/21	(4,771.80)	1.00%
TAXBL							
CUSIP: 969080JB7							
MOODY'S: Aa2 S&P: NR							
						<b>Accrued Interest: 150.00</b>	
<b>KRUM TX ISD 0.73%26</b>	<b>50,000.0000</b>	<b>90.35300</b>	<b>45,176.50</b>	<b>49,449.00</b>	<b>3%</b>	<b>(4,272.50)</b>	<b>365.00</b>
GO UTX DUE 08/15/26	50,000.0000	98.8980	49,449.00	49,449.00	07/02/21	(4,272.50)	0.95%
TAXBL							
CUSIP: 501098TA5							
MOODY'S: NR S&P: AAA							
						<b>Accrued Interest: 46.64</b>	
<b>ELK GROVE VLG IL 1.2%27</b>	<b>25,000.0000</b>	<b>89.38900</b>	<b>22,347.25</b>	<b>25,000.00</b>	<b>1%</b>	<b>(2,652.75)</b>	<b>300.00</b>
GO UTX DUE 01/01/27	25,000.0000	100.0000	25,000.00	25,000.00	07/15/21	(2,652.75)	1.20%
TAXBL							
CUSIP: 287299MT5							
MOODY'S: NR S&P: AA+							
						<b>Accrued Interest: 75.00</b>	

Please see "Endnotes for Your Account" section for an explanation of the endnote codes and symbols on this statement.





Schwab One® Account of  
**BARRINGTON PUBLIC LIBRARY  
 DISTRICT**

Account Number  
**9383-4772**

Statement Period  
**March 1-31, 2023**

**Investment Detail - Fixed Income (continued)**

	Par	Market Price	Market Value	Adjusted Cost Basis	% of Account Assets	Unrealized Gain or (Loss)	Estimated Annual Income
	Units Purchased	Cost Per Unit	Cost Basis		Acquired		Yield to Maturity
<b>Municipal Bonds</b> (continued)							
<b>GUNNISON ETC CO</b> 1.399%27	30,000.0000	87.70200	26,310.60	29,619.00	2%	(3,308.40)	419.70
GO UTX DUE 12/01/27 TAXBL CUSIP: 402892DL4 MOODY'S: Aa2 S&P: NR	30,000.0000	98.7300	29,619.00	29,619.00	10/20/21	(3,308.40)	1.61%
						<i>Accrued Interest: 139.90</i>	
<b>KENDALL CNTY IL 1.74%28</b>	10,000.0000	87.69700	8,769.70	9,916.30	<1%	(1,146.60)	174.00
GO UTX DUE 02/01/28 TAXBL CUSIP: 488683KG7 MOODY'S: NR S&P: AA	10,000.0000	99.1630	9,916.30	9,916.30	11/04/21	(1,146.60)	1.88%
						<i>Accrued Interest: 29.00</i>	
<b>MC ALLEN TX ISD 3%28</b>	15,000.0000	94.42700	14,164.05	14,689.35	<1%	(525.30)	450.00
GO UTX DUE 02/15/28 TAXBL CUSIP: 579100UQ9 MOODY'S: Aaa S&P: NR	15,000.0000	97.9290	14,689.35	14,689.35	05/20/22	(525.30)	3.40%
						<i>Accrued Interest: 57.50</i>	
<b>COLUMBIA TN 1.05%28</b>	25,000.0000	83.69100	20,922.75	23,928.50	1%	(3,005.75)	262.50
GO UTX DUE 12/01/28 TAXBL CALLABLE 12/01/26 AT 100.00000 CUSIP: 198558RH3 MOODY'S: NR S&P: AA+	25,000.0000	95.7140	23,928.50	23,928.50	11/19/21	(3,005.75)	1.70%
						<i>Accrued Interest: 87.50</i>	



Schwab One® Account of  
**BARRINGTON PUBLIC LIBRARY  
 DISTRICT**

Account Number  
**9383-4772**

Statement Period  
**March 1-31, 2023**

**Investment Detail - Fixed Income (continued)**

	Par	Market Price	Market Value	Adjusted Cost Basis	% of Account Assets	Unrealized Gain or (Loss)	Estimated Annual Income
	Units Purchased	Cost Per Unit	Cost Basis		Acquired		Yield to Maturity
<b>Municipal Bonds</b> (continued)							
<b>SAN ANTONIO TEX</b> <b>1.643%30</b>	<b>30,000.0000</b>	<b>84.27500</b>	<b>25,282.50</b>	<b>29,199.60</b>	<b>2%</b>	<b>(3,917.10)</b>	<b>492.90</b>
GO LTX DUE 02/01/30 TAXBL CUSIP: 79623PEV3 MOODY'S: Aaa S&P: AAA	30,000.0000	97.3320	29,199.60	29,199.60	12/10/21	(3,917.10)	2.00%
						<i>Accrued Interest: 82.15</i>	
<b>OSWEGO IL 1.95%30</b>	<b>25,000.0000</b>	<b>83.80300</b>	<b>20,950.75</b>	<b>25,000.00</b>	<b>1%</b>	<b>(4,049.25)</b>	<b>487.50</b>
GO UTX DUE 12/15/30 TAXBL CALLABLE 12/15/29 AT 100.00000 CUSIP: 688664PV7 MOODY'S: Aa2 S&P: NR	25,000.0000	100.0000	25,000.00	25,000.00	07/16/21	(4,049.25)	1.95%
						<i>Accrued Interest: 143.54</i>	
<b>Total Municipal Bonds</b>	<b>345,000.0000</b>		<b>307,048.05</b>	<b>341,833.17</b>	<b>20%</b>	<b>(34,785.12) <sup>b</sup></b>	<b>4,204.35</b>
		<b>Total Cost Basis:</b>	<b>341,851.50</b>				

**Total Accrued Interest for Municipal Bonds: 1,129.37**



Schwab One® Account of  
**BARRINGTON PUBLIC LIBRARY  
 DISTRICT**

Account Number  
**9383-4772**

Statement Period  
**March 1-31, 2023**

**Investment Detail - Fixed Income (continued)**

	Par	Market Price	Market Value	Adjusted Cost Basis	% of Account Assets	Unrealized Gain or (Loss)	Estimated Annual Income
	Units Purchased	Cost Per Unit	Cost Basis		Acquired		Yield to Maturity
<b>CDs &amp; BAs</b>							
<b>SALLIE MAE BANK</b> 0.3%23	<b>26,000.0000</b>	<b>98.54040</b>	<b>25,620.50</b>	<b>26,000.00</b>	<b>2%</b>	<b>(379.50)</b>	<b>78.00</b>
CD FDIC INS DUE 07/24/23 US CUSIP: 7954506U4 MOODY'S: NR S&P: NR	26,000.0000	100.0000	26,000.00	26,000.00	10/23/20	(379.50)	0.29%
						<i>Accrued Interest: 14.75</i>	
<b>BMW BANK OF NORTH</b> 0.3%23	<b>15,000.0000</b>	<b>98.26950</b>	<b>14,740.43</b>	<b>15,001.38</b>	<b>&lt;1%</b>	<b>(260.95)<sup>b</sup></b>	<b>45.00</b>
CD FDIC INS DUE 08/14/23 US CUSIP: 05580AWU4 MOODY'S: NR S&P: NR	15,000.0000	100.0410	15,006.15	15,001.38	05/21/21	(260.95) <sup>b</sup>	0.28%
						<i>Accrued Interest: 5.67</i>	
<b>BANK HAPOALIM B.M</b> 0.3%23	<b>40,000.0000</b>	<b>97.85980</b>	<b>39,143.92</b>	<b>39,886.40</b>	<b>3%</b>	<b>(742.48)</b>	<b>120.00</b>
CD FDIC INS DUE 09/14/23 IL CUSIP: 06251A2E9 MOODY'S: NR S&P: NR	40,000.0000	99.7160	39,886.40	39,886.40	09/22/20	(742.48)	0.39%
						<i>Accrued Interest: 5.92</i>	
<b>FLAGSTAR BANK, N.</b> 0.3%23	<b>50,000.0000</b>	<b>97.15540</b>	<b>48,577.70</b>	<b>49,970.00</b>	<b>3%</b>	<b>(1,392.30)</b>	<b>150.00</b>
CD FDIC INS DUE 11/09/23 US CUSIP: 649447UE7 MOODY'S: NR S&P: NR	50,000.0000	99.9400	49,970.00	49,970.00	10/16/20	(1,392.30)	0.32%
						<i>Accrued Interest: 58.77</i>	

Please see "Endnotes for Your Account" section for an explanation of the endnote codes and symbols on this statement.



Schwab One® Account of  
**BARRINGTON PUBLIC LIBRARY  
 DISTRICT**

Account Number  
**9383-4772**

Statement Period  
**March 1-31, 2023**

**Investment Detail - Fixed Income (continued)**

	Par	Market Price	Market Value	Adjusted Cost Basis	% of Account Assets	Unrealized Gain or (Loss)	Estimated Annual Income
	Units Purchased	Cost Per Unit	Cost Basis		Acquired		Yield to Maturity
<b>CDs &amp; BAs (continued)</b>							
<b>BMW BANK OF NORTH 0.3%23</b>	<b>24,000.0000</b>	<b>96.63570</b>	<b>23,192.57</b>	<b>23,976.00</b>	<b>1%</b>	<b>(783.43)</b>	<b>72.00</b>
CD FDIC INS DUE 12/18/23 US CUSIP: 05580AYD0 MOODY'S: NR S&P: NR	24,000.0000	99.9000	23,976.00	23,976.00	12/22/20	(783.43)	0.33%
						<i>Accrued Interest: 20.52</i>	
<b>TRISTATE CAPITAL BA 5%26</b>	<b>25,000.0000</b>	<b>100.17260</b>	<b>25,043.15</b>	<b>25,000.00</b>	<b>2%</b>	<b>43.15</b>	<b>1,250.00</b>
CD FDIC INS DUE 03/30/26 US CUSIP: 89677DJE7 MOODY'S: NR S&P: NR	25,000.0000	100.0000	25,000.00	25,000.00	03/28/23	43.15	4.99%
						<i>Accrued Interest: 6.85</i>	
<b>UBS BANK USA 0.85%26</b>	<b>28,000.0000</b>	<b>89.46460</b>	<b>25,050.09</b>	<b>27,914.04</b>	<b>2%</b>	<b>(2,863.95)</b>	<b>238.00</b>
CD FDIC INS DUE 04/28/26 US CALLABLE 04/28/23 AT 100.00000 CUSIP: 90348JJ35 MOODY'S: NR S&P: NR	28,000.0000	99.6930	27,914.04	27,914.04	06/14/21	(2,863.95)	0.91%
						<i>Accrued Interest: 2.61</i>	
<b>SALLIE MAE BANK 1%26</b>	<b>50,000.0000</b>	<b>88.28480</b>	<b>44,142.40</b>	<b>49,878.00</b>	<b>3%</b>	<b>(5,735.60)</b>	<b>500.00</b>
CD FDIC INS DUE 07/08/26 US CUSIP: 7954506Y6 MOODY'S: NR S&P: NR	50,000.0000	99.7560	49,878.00	49,878.00	07/01/21	(5,735.60)	1.05%
						<i>Accrued Interest: 113.70</i>	

Please see "Endnotes for Your Account" section for an explanation of the endnote codes and symbols on this statement.



Schwab One® Account of  
**BARRINGTON PUBLIC LIBRARY  
 DISTRICT**

Account Number  
**9383-4772**

Statement Period  
**March 1-31, 2023**

**Investment Detail - Fixed Income (continued)**

	Par	Market Price	Market Value	Adjusted Cost Basis	% of Account Assets	Unrealized Gain or (Loss)	Estimated Annual Income
CDs & BAs (continued)	Units Purchased	Cost Per Unit	Cost Basis		Acquired		Yield to Maturity
<b>TOYOTA FINL SAVI 2.15%<sup>27</sup></b>	<b>50,000.0000</b>	<b>90.33510</b>	<b>45,167.55</b>	<b>50,152.55</b>	<b>3%</b>	<b>(4,985.00)<sup>b</sup></b>	<b>1,075.00</b>
CD FDIC INS DUE 02/25/27 US CUSIP: 89235MMV0 MOODY'S: NR S&P: NR	50,000.0000	100.3750	50,187.50	50,152.55	03/04/22	(4,985.00) <sup>b</sup>	2.07%
						<i>Accrued Interest: 103.08</i>	
<b>CAPITAL ONE BANK 3.05%<sup>27</sup></b>	<b>15,000.0000</b>	<b>93.22320</b>	<b>13,983.48</b>	<b>14,977.50</b>	<b>&lt;1%</b>	<b>(994.02)</b>	<b>457.50</b>
CD FDIC INS DUE 05/04/27 US CUSIP: 14042TFW2 MOODY'S: NR S&P: NR	15,000.0000	99.8500	14,977.50	14,977.50	04/27/22	(994.02)	3.08%
						<i>Accrued Interest: 185.51</i>	
<b>SPRING BANK 4.2%<sup>28</sup></b>	<b>25,000.0000</b>	<b>97.22860</b>	<b>24,307.15</b>	<b>24,437.29</b>	<b>2%</b>	<b>(130.14)</b>	<b>1,050.00</b>
CD FDIC INS DUE 01/10/28 US CUSIP: 84943RAB0 MOODY'S: NR S&P: NR	25,000.0000	97.7491	24,437.29	24,437.29	03/28/23	(130.14)	4.72%
						<i>Accrued Interest: 66.16</i>	
<b>STATE BANK OF IND 1.5%<sup>28</sup></b>	<b>75,000.0000</b>	<b>84.52940</b>	<b>63,397.05</b>	<b>75,000.00</b>	<b>4%</b>	<b>(11,602.95)</b>	<b>1,125.00</b>
CD FDIC INS DUE 06/16/28 IN CUSIP: 856285VZ1 MOODY'S: NR S&P: NR	75,000.0000	100.0000	75,000.00	75,000.00	06/14/21	(11,602.95)	1.49%
						<i>Accrued Interest: 326.71</i>	

Please see "Endnotes for Your Account" section for an explanation of the endnote codes and symbols on this statement.



Schwab One® Account of  
**BARRINGTON PUBLIC LIBRARY  
 DISTRICT**

Account Number  
**9383-4772**

Statement Period  
**March 1-31, 2023**

**Investment Detail - Fixed Income (continued)**

	Par	Market Price	Market Value	Adjusted Cost Basis	% of Account Assets	Unrealized Gain or (Loss)	Estimated Annual Income
	Units Purchased	Cost Per Unit	Cost Basis		Acquired		Yield to Maturity
<b>CDs &amp; BAs (continued)</b>							
<b>CELTIC BANK CORP</b> 4.4% <b>28</b>	10,000.0000	97.74580	9,774.58	10,000.00	<1%	(225.42)	440.00
CD FDIC INS DUE 12/19/28 US CUSIP: 15118RA98 MOODY'S: NR S&P: NR	10,000.0000	100.0000	10,000.00	10,000.00	12/07/22	(225.42)	4.39%
						<i>Accrued Interest: 15.67</i>	
<b>MINNWEST BANK</b> 1% <b>29</b>	30,000.0000	80.48120	24,144.36	28,721.70	2%	(4,577.34)	300.00
CD FDIC INS DUE 01/29/29 US CUSIP: 60425SJQ3 MOODY'S: NR S&P: NR	30,000.0000	95.7390	28,721.70	28,721.70	12/16/21	(4,577.34)	1.63%
						<i>Accrued Interest: 3.29</i>	
<b>LIVE OAK BANKING</b> 1.35% <b>29</b>	50,000.0000	81.16630	40,583.15	49,810.50	3%	(9,227.35)	675.00
CD FDIC INS DUE 06/29/29 US CUSIP: 538036QN7 MOODY'S: NR S&P: NR	50,000.0000	99.6210	49,810.50	49,810.50	06/18/21	(9,227.35)	1.40%
						<i>Accrued Interest: 57.33</i>	



Schwab One® Account of  
**BARRINGTON PUBLIC LIBRARY  
 DISTRICT**

Account Number  
**9383-4772**

Statement Period  
**March 1-31, 2023**

**Investment Detail - Fixed Income (continued)**

	Par	Market Price	Market Value	Adjusted Cost Basis	% of Account Assets	Unrealized Gain or (Loss)	Estimated Annual Income
CDs & BAs (continued)	Units Purchased	Cost Per Unit	Cost Basis		Acquired		Yield to Maturity
<b>MERCHANTS BANK 1.6%30</b>	<b>50,000.0000</b>	<b>80.45330</b>	<b>40,226.65</b>	<b>50,396.57</b>	<b>3%</b>	<b>(10,169.92) <sup>b</sup></b>	<b>800.00</b>
CD FDIC INS DUE 04/30/30 US CUSIP: 588526AX1 MOODY'S: NR S&P: NR	50,000.0000	100.9150	50,457.50	50,396.57	08/02/21	(10,169.92) <sup>b</sup>	1.48%
						<b>Accrued Interest: 335.34</b>	
<b>Total CDs &amp; BAs</b>	<b>563,000.0000</b>		<b>507,094.73</b>	<b>561,121.93</b>	<b>33%</b>	<b>(54,027.20) <sup>b</sup></b>	<b>8,375.50</b>
		<b>Total Cost Basis:</b>	<b>561,222.58</b>				
						<b>Total Accrued Interest for CDs &amp; BAs: 1,321.88</b>	
<b>Total Fixed Income</b>	<b>1,691,000.0000</b>		<b>1,536,140.70</b>	<b>1,643,261.88</b>	<b>98%</b>	<b>(142,601.89) <sup>b</sup></b>	<b>26,336.95</b>
		<b>Total Cost Basis:</b>	<b>1,678,426.30</b>				

Accrued Interest represents the interest that would be received if the fixed income investment was sold prior to the coupon payment.  
 Yield to Maturity is the actual average annual return on a note if held to maturity.

Estimated Annual Income ("EAI") and Estimated Yield ("EY") calculations are for informational purposes only and are derived from information provided by outside parties. Schwab cannot guarantee the accuracy of such information. Since the interest and dividends are subject to change at any time, they should not be relied upon exclusively for making investment decisions. The actual income and yield might be lower or higher than the estimated amounts. EY is based upon EAI and the current price of the security and will fluctuate. For certain types of securities, the calculations could include a return of principal or capital gains in which case EAI and EY would be overstated. EY and EAI are not promptly updated to reflect when an issuer has missed a regular payment or announced changes to future payments, in which case EAI and EY will continue to display at a prior rate.

<b>Total Investment Detail</b>	<b>1,559,883.17</b>
<b>Total Account Value</b>	<b>1,559,883.17</b>
<b>Total Cost Basis</b>	<b>1,678,426.30</b>



Schwab One® Account of  
**BARRINGTON PUBLIC LIBRARY  
 DISTRICT**

Account Number  
**9383-4772**

Statement Period  
**March 1-31, 2023**

**Realized Gain or (Loss)**

Long Term	Quantity/Par	Acquired/ Opened	Sold/ Closed	Total Proceeds	Cost Basis	Realized Gain or (Loss)
AXOS BANK 1.6XXX**MATURED** US: 05465DAG3	70,000.0000	03/02/20	03/27/23	70,000.00	69,996.50	3.50
<b>Total Long Term</b>				<b>70,000.00</b>	<b>69,996.50</b>	<b>3.50</b>
<b>Total Realized Gain or (Loss)</b>				<b>70,000.00</b>	<b>69,996.50</b>	<b>3.50</b>

*Schwab has provided accurate realized gain and loss information wherever possible for most investments. Cost basis data may be incomplete or unavailable for some of your holdings. If all data for a given investment is not available, the investment will not be listed here.  
 Option Customers: Realized gain/loss of underlying securities is adjusted to reflect the premiums of assigned or exercised options. Please consult IRS publication 550, Investment Income and Expenses, for additional information on Options.*

**Transaction Detail - Purchases & Sales**

**Fixed Income Activity**

Settle Date	Trade Dat	Transaction	Description	Par	Unit Price	Charges and Interest	Total Amount
03/27/23	03/27/23	CD Maturity	AXOS BANK 1.6XXX **MATURED**: 05465DAG3	(70,000.0000)		0.00	
03/27/23	03/27/23	CD Maturity	AXOS BANK 1.6XXX **MATURED**: 05465DAG3			0.00	70,000.00
03/30/23	03/28/23	Bought	SPRING BANK 4.2%28 CD FDIC INS DUE 01/10/28: 84943RAB0 With accrued interest of \$60.41	25,000.0000	97.7491	60.41	(24,497.70)





Schwab One® Account of  
**BARRINGTON PUBLIC LIBRARY  
 DISTRICT**

Account Number  
**9383-4772**

Statement Period  
**March 1-31, 2023**

**Transaction Detail - Purchases & Sales (continued)**

**Fixed Income Activity (continued)**

Settle Date	Trade Date	Transaction	Description	Par	Unit Price	Charges and Interest	Total Amount
03/30/23	03/28/23	Bought Away	TRISTATE CAPITAL BA 5%26 CD FDIC INS DUE 03/30/26: 89677DJE7 With accrued interest of \$0.00	25,000.0000	100.0000	0.00	(25,000.00)
<b>Total Fixed Income Activity</b>							<b>20,502.30</b>
<b>Total Purchases &amp; Sales</b>							<b>20,502.30</b>

**Transaction Detail - Dividends & Interest (including Money Market Fund dividends reinvested)**

Transaction Date	Process Date	Activity	Description	Credit/(Debit)
03/01/23	03/01/23	CD Interest	LIVE OAK BANKING 1.35%29: 538036QN7	51.78
03/12/23	03/13/23	Bond Interest	FEDERAL HOME LN 2.75%32: 3130ARJV4	481.25
03/12/23	03/13/23	Bond Interest	FFCB 3.48%31: 3133EAGS1	469.80
03/13/23	03/13/23	Bond Interest	FFCB 1.125%29: 3133ELTG9	281.25
03/14/23	03/14/23	CD Interest	BANK HAPOALIM B.M 0.3%23: 06251A2E9	59.51
03/15/23	03/15/23	Bond Interest	FFCB 0.37%24: 3133EMTD4	18.50
03/15/23	03/15/23	Dividend	SCHWAB GOVERNMENT MONEY: SWGXX	35.48
03/19/23	03/20/23	CD Interest	CELTIC BANK CORP 4.4%28: 15118RA98	33.75
03/27/23	03/27/23	CD Interest	AXOS BANK 1.6XXX: 05465DAG3	88.99
03/27/23	03/27/23	Bond Interest	FFCB 4%29: 3133EN4T4	250.00
03/28/23	03/28/23	CD Interest	MINNWEST BANK 1%29: 60425SJQ3	23.01
03/28/23	03/28/23	CD Interest	UBS BANK USA 0.85%26: 90348JJ35	18.26
<b>Total Dividends &amp; Interest</b>				<b>1,811.58</b>



Schwab One® Account of  
**BARRINGTON PUBLIC LIBRARY  
 DISTRICT**

Account Number  
**9383-4772**

Statement Period  
**March 1-31, 2023**

**Total Transaction Detail 22,313.88**

**Money Market Fund (Sweep) Detail**

**SCHWAB GOVERNMENT MONEY Activity**

Settle Date	Transaction	Quantity	Unit Price	Purchase/Debit	Sale/Credit
<b>Opening # of Shares: 1,242.2800</b>					
03/01/23	Purchased	186.3100	1.0000	186.31	
03/02/23	Purchased	51.7800	1.0000	51.78	
03/14/23	Purchased	1,232.3000	1.0000	1,232.30	
03/15/23	Purchased	59.5100	1.0000	59.51	
03/15/23	Dividend	35.4800	1.0000	35.48	
03/16/23	Purchased	18.5000	1.0000	18.50	
03/21/23	Purchased	33.7500	1.0000	33.75	
03/28/23	Purchased	70,338.9900	1.0000	70,338.99	
03/30/23	Redeemed	49,456.4300	1.0000		49,456.43
<b>Closing # of Shares: 23,742.4700</b>					
<b>Total SCHWAB GOVERNMENT MONEY Activity</b>				<b>71,956.62</b>	<b>49,456.43</b>
<b>Total Money Market Fund (Sweep)</b>				<b>71,956.62</b>	<b>49,456.43</b>

SCHWAB GOVT MMF Average Yield For The Most Recent Pay Period: 4.10%; 7-Day Yield: 0.00%.

**Trades Pending Settlement**

	Transaction	Quantity	Trade Date	Settle Date	Unit Price	Purchase/Debit	Sale/Credit
DISCOVER BANK	4.8%27: 2546733P9 Bought	20,000.0000	03/29/23	04/05/23	100.0000	20,000.00	
<b>Total Trades Pending Settlement</b>						<b>20,000.00</b>	

Pending transactions are not included in account value.

Please see "Endnotes for Your Account" section for an explanation of the endnote codes and symbols on this statement.



Schwab One® Account of  
**BARRINGTON PUBLIC LIBRARY  
DISTRICT**

Account Number  
**9383-4772**

Statement Period  
**March 1-31, 2023**

## Endnotes For Your Account

### Symbol Endnote Legend


- b** When available, Adjusted Cost Basis values are used in Gain or (Loss) calculations.
- d** Accrued Income is the sum of the total accrued interest and/or accrued dividends on positions held in your brokerage account, but the income and/or dividends have not been received into your account and Schwab makes no representation that they will. Accrued amounts are not covered by SIPC account protection until actually received and held in the account.

Schwab Institutional is a division of Charles Schwab & Co., Inc., and provides back office brokerage and related services to independent investment advisors and retirement plan providers. Schwab is a registered broker-dealer and is not affiliated with your Investment Advisor whose name appears on this statement ("Advisors") except in the case of Charles Schwab Investment Advisory, Inc. ("CSIA"), Schwab Private Client Investment Advisory, Inc. ("SPCIA"), or an affiliated company that may act as the investment advisor on a fund. Schwab neither endorses nor recommends any particular Advisor or its investment strategy and has no responsibility to monitor trading by any Advisor in your Account. Schwab has not verified any statement accompanying any Advisor's logo appearing on this statement. Not all of these products and services may benefit your Account, and Schwab may provide them to Advisors on the Advisor's commitment to place a certain amount of its clients' assets in brokerage accounts at Schwab within a certain period of time. This commitment could influence an Advisor's recommendation or requirement that its clients establish brokerage accounts at Schwab. For questions about this statement, or if there is a change in your financial situation, investment objectives, or risk profile, please contact your Independent Investment Manager and/or Advisor.

*charles*  
SCHWAB

Monthly Investment Performance Report

**Barrington Area Library District**



Presented by:

Thomas S. Sawyer, Managing Partner  
John J. Falduto, Managing Partner  
Edward J. Lavin, Chief Investment Officer  
David M. Harrington, Director of Portfolio Management



Sawyer Falduto Asset Management, LLC  
589 S. York Street  
Elmhurst, IL 60126  
O: (630) 941-8560  
[www.sawyerfalduto.com](http://www.sawyerfalduto.com)

As of March 31, 2023



# Table of Contents

Account Overview ..... 3

Performance History ..... 4

Bond Analysis ..... 5

Holdings ..... 6

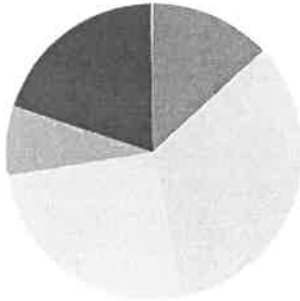
Transactions ..... 11

There may be a slight difference in the ending value between this report and the Schwab statement due to accrued income, timing of transactions, and/or rounding. The Schwab statement continues to be the official custodial record for the account.

## Account Overview

Barrington Area Library District

### Portfolio Allocation



Subsector	Current Value	Current Percent
U.S. Treasury	\$205,401	13.1%
Certificate of Deposit	\$528,294	33.8%
U.S. Government Agency	\$400,750	25.6%
U.S. Government Agency - Callable	\$118,456	7.6%
Taxable Municipal	\$308,177	19.7%
Cash Equivalent	\$3,742	0.2%
<b>Total</b>	<b>\$1,564,821</b>	<b>100.0%</b>

### Cash Flow Review

	Month to Date	Quarter to Date	Year to Date	Inception to Date (8/4/2016)
Beginning Market Value	\$1,552,642	\$1,543,578	\$1,543,578	\$0
Contributions / Additions	\$0	\$0	\$0	\$1,587,849
Distributions	\$0	\$0	\$0	\$0
Capital Appreciation	\$10,035	\$15,745	\$15,745	(\$143,878)
Income/Expenses	\$1,812	\$4,779	\$4,779	\$123,217
Change in Accrued	\$332	\$719	\$719	(\$2,368)
Ending Market Value	\$1,564,821	\$1,564,821	\$1,564,821	\$1,564,821
Investment Gain	\$12,179	\$21,243	\$21,243	(\$23,028)

### Projected Income

Description	Q2 2023	Q3 2023	Q4 2023	Q1 2024	Total
U.S. Treasury	\$675	\$888	\$675	\$888	\$3,125
Certificate of Deposit	\$1,984	\$2,227	\$2,474	\$2,107	\$8,792
U.S. Government Agency	\$1,497	\$1,920	\$1,497	\$1,920	\$6,834
U.S. Government Agency - Callable	\$351	\$1,549	\$351	\$1,549	\$3,799
Taxable Municipal	\$1,152	\$950	\$1,152	\$950	\$4,204
Cash Equivalent	\$41	\$41	\$41	\$41	\$164
<b>Total</b>	<b>\$5,700</b>	<b>\$7,573</b>	<b>\$6,190</b>	<b>\$7,453</b>	<b>\$26,917</b>

### Projected Income and Maturities

Description	Q2 2023	Q3 2023	Q4 2023	Q1 2024	Total
U.S. Treasury	\$675	\$888	\$675	\$888	\$3,125
Certificate of Deposit	\$1,984	\$83,227	\$76,474	\$2,107	\$163,792
U.S. Government Agency	\$1,497	\$1,920	\$1,497	\$26,920	\$31,834
U.S. Government Agency - Callable	\$351	\$1,549	\$35,351	\$11,549	\$48,799
Taxable Municipal	\$1,152	\$950	\$1,152	\$950	\$4,204
Cash Equivalent	\$41	\$41	\$41	\$41	\$164
<b>Total</b>	<b>\$5,700</b>	<b>\$88,573</b>	<b>\$115,190</b>	<b>\$42,453</b>	<b>\$251,917</b>

Information in this report was compiled using data from the custodian available as of the publishing date. While we believe the data to be reliable, we do not independently verify pricing and valuation data. Please refer to the official statements provided by the account custodian. All date period references are on a calendar year basis. Fiscal year reports are available by request. Past performance does not guarantee future investment results.



## Performance History

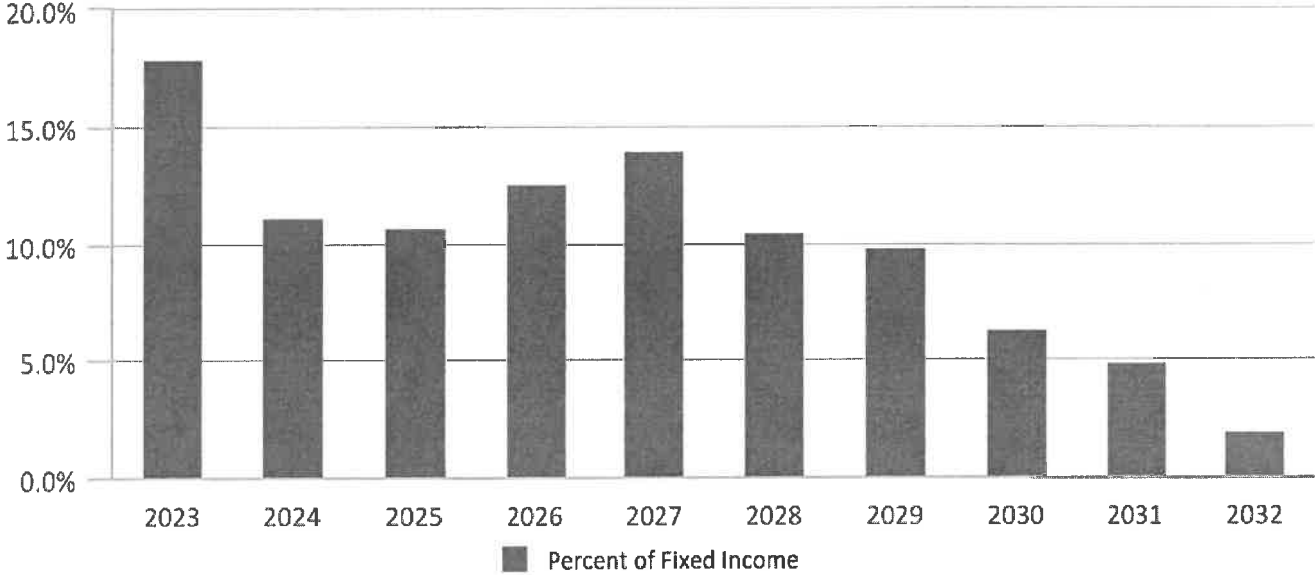
Barrington Area Library District

	Start Value	Inflows	Outflows	End Value	Net Investment Gain
<b>Since Inception</b>					
First Quarter 2023	\$1,543,578	\$0	\$0	\$1,564,821	\$21,243
Fourth Quarter 2022	\$1,536,127	\$0	\$0	\$1,543,578	\$7,451
Third Quarter 2022	\$1,577,521	\$0	\$0	\$1,536,127	(\$41,395)
Second Quarter 2022	\$1,619,229	\$0	\$0	\$1,577,521	(\$41,708)
First Quarter 2022	\$1,675,988	\$0	\$0	\$1,619,229	(\$56,759)
Fourth Quarter 2021	\$1,687,069	\$0	\$0	\$1,675,988	(\$11,080)
Third Quarter 2021	\$1,684,659	\$0	\$0	\$1,687,069	\$2,409
Second Quarter 2021	\$1,094,758	\$587,849	\$0	\$1,684,659	\$2,053
First Quarter 2021	\$1,094,941	\$0	\$0	\$1,094,758	(\$183)
Fourth Quarter 2020	\$1,093,102	\$0	\$0	\$1,094,941	\$1,840
Third Quarter 2020	\$1,091,276	\$0	\$0	\$1,093,102	\$1,826
Second Quarter 2020	\$1,078,109	\$0	\$0	\$1,091,276	\$13,167
First Quarter 2020	\$1,062,482	\$0	\$0	\$1,078,109	\$15,627
Fourth Quarter 2019	\$1,056,736	\$0	\$0	\$1,062,482	\$5,746
Third Quarter 2019	\$1,044,244	\$0	\$0	\$1,056,736	\$12,491
Second Quarter 2019	\$1,032,253	\$0	\$0	\$1,044,244	\$11,991
First Quarter 2019	\$1,020,500	\$0	\$0	\$1,032,253	\$11,754
Fourth Quarter 2018	\$1,014,294	\$0	\$0	\$1,020,500	\$6,206
Third Quarter 2018	\$1,009,937	\$0	\$0	\$1,014,294	\$4,357
Second Quarter 2018	\$1,006,721	\$0	\$0	\$1,009,937	\$3,216
First Quarter 2018	\$1,006,063	\$0	\$0	\$1,006,721	\$658
Fourth Quarter 2017	\$1,006,364	\$0	\$0	\$1,006,063	(\$301)
Third Quarter 2017	\$1,003,336	\$0	\$0	\$1,006,364	\$3,028
Second Quarter 2017	\$1,000,928	\$0	\$0	\$1,003,336	\$2,408
First Quarter 2017	\$748,364	\$250,000	\$0	\$1,000,928	\$2,564
Fourth Quarter 2016	\$499,939	\$250,000	\$0	\$748,364	(\$1,574)
Third Quarter 2016	\$0	\$500,000	\$0	\$499,939	(\$61)
<b>Since Inception Total</b>	<b>\$0</b>	<b>\$1,587,849</b>	<b>\$0</b>	<b>\$1,564,821</b>	<b>(\$23,028)</b>



## Bond Analysis

Barrington Area Library District



### Maturity by Year

Weight Description	Principal	Value	Current Yield	Yield to Maturity (Cost)	Yield to Maturity (Market)	Modified Duration
13.2% U.S. Treasury	\$215,000	\$205,401	1.5%	1.7%	4.2%	1.9
33.8% Certificate of Deposit	\$583,000	\$528,294	1.8%	1.7%	4.8%	3.2
25.7% U.S. Government Agency	\$448,000	\$400,750	1.7%	1.8%	4.1%	5.1
7.6% U.S. Government Agency - Callable	\$120,000	\$118,456	3.2%	3.5%	5.1%	0.2
19.7% Taxable Municipal	\$345,000	\$308,177	1.4%	1.4%	4.3%	3.6
<b>100.0% Total</b>	<b>\$1,711,000</b>	<b>\$1,561,078</b>	<b>1.8%</b>	<b>1.8%</b>	<b>4.5%</b>	<b>3.4</b>

## Holdings

Barrington Area Library District

Weight	Description	Symbol	Quantity	Value	Current Yield	Annual Income
<b>Fixed Income</b>						
<b>Taxable Bonds</b>						
<b>U.S. Treasury</b>						
2.9%	US Treas Note 12/31/2025 0.375%	91282CBC4	50,000.00	\$45,563	0.4%	\$188
	Accrued Income			\$47		
2.1%	US Treas Note 12/15/2024 1.000%	91282CDN8	35,000.00	\$33,163	1.1%	\$350
	Accrued Income			\$103		
2.1%	US Treas Note 06/15/2024 0.250%	91282CCG4	35,000.00	\$33,272	0.3%	\$88
	Accrued Income			\$26		
1.3%	US Treas Note 04/30/2024 2.500%	91282CEK3	20,000.00	\$19,553	2.6%	\$500
	Accrued Income			\$210		
1.3%	US Treas Note 02/15/2026 4.000%	91282CGL9	20,000.00	\$20,081	4.0%	\$800
	Accrued Income			\$99		
0.9%	US Treas Note 11/30/2024 1.500%	912828YV6	15,000.00	\$14,346	1.6%	\$225
	Accrued Income			\$75		
1.5%	US Treas Note 02/28/2025 1.125%	912828ZC7	25,000.00	\$23,633	1.2%	\$281
	Accrued Income			\$24		
1.0%	US Treasury Note 02/28/2025 4.625%	91282CGN5	15,000.00	\$15,145	4.6%	\$694
	Accrued Income			\$60		
<b>Certificate of Deposit</b>						
2.5%	Bank Hapoalim 09/14/2023 0.300%	06251A2E9	40,000.00	\$39,144	0.3%	\$120
	Accrued Income			\$6		
0.9%	BMW Bank NA 08/14/2023 0.300%	05580AWU4	15,000.00	\$14,740	0.3%	\$45
	Accrued Income			\$6		
1.5%	BMW Bank NA 12/18/2023 0.300%	05580AYD0	24,000.00	\$23,193	0.3%	\$72
	Accrued Income			\$21		
0.9%	Capital One Bank 05/04/2027 3.050%	14042TFW2	15,000.00	\$13,983	3.3%	\$458
	Accrued Income			\$187		
0.6%	Celtic Bank 12/19/2028 4.400%	15118RA98	10,000.00	\$9,775	4.5%	\$440
	Accrued Income			\$16		
1.3%	Discover Bank 04/05/2027 4.800%	2546733P9	20,000.00	\$19,928	4.8%	\$960
2.6%	Live Oak Banking 06/29/2029 1.350%	538036QN7	50,000.00	\$40,583	1.7%	\$675
	Accrued Income			\$6		

## Holdings

Barrington Area Library District

Weight	Description	Symbol	Quantity	Value	Current Yield	Annual Income
<b>Fixed Income</b>						
<b>Taxable Bonds</b>						
<b>Certificate of Deposit</b>						
2.6%	Merchant Bank 04/30/2030 1.600%	588526AX1	50,000.00	\$40,227	2.0%	\$800
	Accrued Income			\$336		
1.5%	Minnwest Bank 01/29/2029 1.000%	60425SJQ3	30,000.00	\$24,144	1.2%	\$300
	Accrued Income			\$1		
3.1%	New York Community Bank 11/09/2023 0.300%	649447UE7	50,000.00	\$48,578	0.3%	\$150
	Accrued Income			\$59		
2.8%	Sallie Mae Bank 07/08/2026 1.000%	7954506Y6	50,000.00	\$44,142	1.1%	\$500
	Accrued Income			\$114		
1.6%	Sallie Mae Bank 07/24/2023 0.300%	7954506U4	26,000.00	\$25,621	0.3%	\$78
	Accrued Income			\$15		
1.6%	Spring Bank 01/10/2028 4.200%	84943RAB0	25,000.00	\$24,307	4.3%	\$1,050
	Accrued Income			\$66		
4.1%	State Bank of India 06/16/2028 1.500%	856285VZ1	75,000.00	\$63,397	1.8%	\$1,125
	Accrued Income			\$327		
2.9%	Toyota Financial Savings 02/25/2027 2.150%	89235MMV0	50,000.00	\$45,168	2.4%	\$1,075
	Accrued Income			\$103		
1.6%	Tristate Bank 03/30/2026 5.000%	89677DJE7	25,000.00	\$25,043	5.0%	\$1,250
	Accrued Income			\$7		
1.6%	UBS Bank 04/28/2026 0.850% Call 04/28/2023 100.00	90348JJ35	28,000.00	\$25,050	1.0%	\$238
	Accrued Income			\$3		
<b>U.S. Government Agency</b>						
1.6%	Fed Farm Cr Bk 07/08/2030 1.040%	3133ELS88	30,000.00	\$24,331	1.3%	\$312
	Accrued Income			\$72		
0.6%	Fed Farm Cr Bk 11/28/2031 3.020%	3133EGP41	10,000.00	\$9,198	3.3%	\$302
	Accrued Income			\$103		
1.6%	Fed Farm Cr Bk 09/27/2029 4.000%	3133EN4T4	25,000.00	\$25,014	4.0%	\$1,000
	Accrued Income			\$11		
1.5%	Fed Farm Cr Bk 02/26/2024 0.250%	3133EMRZ7	25,000.00	\$23,999	0.3%	\$63
	Accrued Income			\$6		
2.7%	Fed Farm Cr Bk 03/13/2029 1.125%	3133ELTG9	50,000.00	\$42,608	1.3%	\$563
	Accrued Income			\$28		

## Holdings

Barrington Area Library District

Weight	Description	Symbol	Quantity	Value	Current Yield	Annual Income
<b>Fixed Income</b>						
<b>Taxable Bonds</b>						
<b>U.S. Government Agency</b>						
1.4%	Fed Farm Cr Bk 04/27/2027 1.020%	3133ELXZ2	25,000.00	\$22,395	1.1%	\$255
	Accrued Income			\$109		
1.7%	Fed Farm Cr Bk 03/12/2031 3.480%	3133EAGS1	27,000.00	\$25,873	3.6%	\$940
	Accrued Income			\$50		
0.6%	Fed Farm Cr Bk 04/26/2030 3.125%	3133ENVH0	10,000.00	\$9,436	3.3%	\$313
	Accrued Income			\$135		
4.3%	Fed Home Ln Bk 06/11/2027 1.000%	3130AMTF9	75,000.00	\$66,963	1.1%	\$750
	Accrued Income			\$229		
2.0%	Fed Home Ln Bk 03/12/2032 2.750%	3130ARJV4	35,000.00	\$31,393	3.1%	\$963
	Accrued Income			\$51		
2.6%	Fed Home Ln Bk 12/12/2031 1.625%	3130APZA6	50,000.00	\$40,927	2.0%	\$813
	Accrued Income			\$246		
2.8%	Fed Home Ln Bk 06/09/2028 1.125%	3130AMH47	50,000.00	\$43,655	1.3%	\$563
	Accrued Income			\$175		
0.8%	Fed Natl Mtg - Strip 11/29/2024	31364DCU8	13,000.00	\$12,077	0.0%	\$0
1.4%	Fed Natl Mtg - Strip 07/15/2024	3134A4ND2	23,000.00	\$21,666	0.0%	\$0
<b>U.S. Government Agency - Callable</b>						
0.6%	Fed Farm Cr Bk 03/15/2024 0.370% Call 04/11/2023 100.00	3133EMTD4	10,000.00	\$9,580	0.4%	\$37
	Accrued Income			\$2		
2.2%	Fed Farm Cr Bk 11/02/2023 0.290% Call 04/11/2023 100.00	3133EMFB3	35,000.00	\$34,080	0.3%	\$102
	Accrued Income			\$42		
0.9%	Fed Farm Cr Bk 04/19/2032 4.000% Call 04/19/2023 100.00	3133ENUV0	15,000.00	\$14,367	4.2%	\$600
	Accrued Income			\$270		
1.6%	Fed Home Ln Bk 01/27/2025 5.000% Call 04/27/2023 100.00	3130ATMM6	25,000.00	\$24,789	5.0%	\$1,250
	Accrued Income			\$222		
1.3%	Fed Home Ln Bk 11/15/2024 5.000% Call 08/15/2023 100.00	3130AURF3	20,000.00	\$19,904	5.0%	\$1,000
	Accrued Income			\$128		

## Holdings

### Barrington Area Library District

Weight	Description	Symbol	Quantity	Value	Current Yield	Annual Income
<b>Fixed Income</b>						
<b>Taxable Bonds</b>						
<b>U.S. Government Agency - Callable</b>						
1.0%	Fen Home Ln Mtg 02/23/2026 5.400% Call 02/23/2024 100.00	3134GYKA9	15,000.00	\$14,987	5.4%	\$810
	Accrued Income			\$86		
<b>Taxable Municipal</b>						
0.9%	Arlington Cnty, VA 08/01/2025 0.790%	041431VG9	15,000.00	\$13,821	0.9%	\$119
	Accrued Income			\$20		
1.3%	Columbia, TN 12/01/2028 1.050% Call 12/01/2026 100.00	198558RH3	25,000.00	\$20,923	1.3%	\$263
	Accrued Income			\$88		
1.4%	Elk Grove Village, IL 01/01/2027 1.200%	287299MT5	25,000.00	\$22,347	1.3%	\$300
	Accrued Income			\$75		
1.7%	Gunnison-Watershed, CO School District #001 12/01/2027 1.399%	402892DL4	30,000.00	\$26,311	1.6%	\$420
	Accrued Income			\$140		
0.6%	Kendall Cnty, IL Plano School District No 88 02/01/2028 1.740%	488683KG7	10,000.00	\$8,770	2.0%	\$174
	Accrued Income			\$29		
2.9%	Krum Texas Independent School District Krum Independent School District 08/15/2026 0.730%	501098TA5	50,000.00	\$45,177	0.8%	\$365
	Accrued Income			\$47		
1.5%	Lane Community College, OR 06/15/2025 0.851%	515182EJ8	25,000.00	\$23,069	0.9%	\$213
	Accrued Income			\$63		
0.9%	McAllen, TX Independent School District 02/15/2028 3.000%	579100UQ9	15,000.00	\$14,164	3.2%	\$450
	Accrued Income			\$58		
3.0%	North Haven, CT 10/01/2025 0.943%	659579ZZ2	50,000.00	\$46,006	1.0%	\$472
	Accrued Income			\$236		
1.3%	Oswego, IL 12/15/2030 1.950% Call 12/15/2029 100.00	688664PV7	25,000.00	\$20,951	2.3%	\$488
	Accrued Income			\$144		
1.6%	San Antonio TX 02/01/2030 1.643%	79623PEV3	30,000.00	\$25,283	1.9%	\$493
	Accrued Income			\$82		

## Holdings

Barrington Area Library District

Weight	Description	Symbol	Quantity	Value	Current Yield	Annual Income
<b>Fixed Income</b>						
<b>Taxable Bonds</b>						
<b>Taxable Municipal</b>						
2.6%	Will County, IL Community College District No 525 06/01/2026 1.000%	969080JB7	45,000.00	\$40,228	1.1%	\$450
	Accrued Income			\$150		
<b>99.8%</b>	<b>Fixed Income Total</b>			<b>\$1,561,078</b>	<b>1.8%</b>	<b>\$27,297</b>
<b>Cash Equivalent</b>						
<b>Cash Equivalent</b>						
<b>Cash Equivalent</b>						
0.2%	Schwab Government Money Fund	SWGXX		\$3,742	4.4%	\$164
<b>100.0%</b>	<b>Total</b>			<b>\$1,564,821</b>	<b>1.8%</b>	<b>\$27,460</b>

## Transactions

Barrington Area Library District  
From February 28, 2023 to March 31, 2023

Trade Date	Activity	Description	Quantity	Amount	Accrued Interest
3/29/2023	Buy	Discover Bank (2546733P9) 04/05/2027 4.800%	20,000.00	\$20,000	
3/28/2023	Buy	Spring Bank (84943RAB0) 01/10/2028 4.200%	25,000.00	\$24,437	\$60
3/28/2023	Buy	Tristate Bank (89677DJE7) 03/30/2026 5.000%	25,000.00	\$25,000	
3/28/2023	Income (Interest)	Minnwest Bank (60425SJO3) 01/29/2029 1.000%		\$23	
3/28/2023	Income (Interest)	UBS Bank (90348JJ35) 04/28/2026 0.850% Call 04/28/2023 100.00		\$18	
3/27/2023	Income (Interest)	Axos Bank (05465DAG3) 03/27/2023 1.600%		\$89	
3/27/2023	Income (Interest)	Fed Farm Cr Bk (3133EN4T4) 09/27/2029 4.000%		\$250	
3/27/2023	Sell	Axos Bank (05465DAG3) 03/27/2023 1.600%	70,000.00	\$70,000	
3/19/2023	Income (Interest)	Celtic Bank (15118RA98) 12/19/2028 4.400%		\$34	
3/15/2023	Income (Interest)	Fed Farm Cr Bk (3133EMTD4) 03/15/2024 0.370% Call 04/11/2023 100.00		\$19	
3/15/2023	Income (Reinvested Dividend)	Schwab Government Money Fund	35.48	\$35	
3/14/2023	Income (Interest)	Bank Hapoalim (06251A2E9) 09/14/2023 0.300%		\$60	
3/13/2023	Income (Interest)	Fed Farm Cr Bk (3133ELTG9) 03/13/2029 1.125%		\$281	
3/12/2023	Income (Interest)	Fed Farm Cr Bk (3133EAGS1) 03/12/2031 3.480%		\$470	
3/12/2023	Income (Interest)	Fed Home Ln Bk (3130ARJV4) 03/12/2032 2.750%		\$481	
3/1/2023	Income (Interest)	Live Oak Banking (538036QN7) 06/29/2029 1.350%		\$52	